

The background of the entire page is a stylized, glowing fire in shades of orange, yellow, and red. At the top, the word "STEARNS" is written in a bold, white, sans-serif font, enclosed within a rounded rectangular border with a thin orange outline. Below it, the tagline "The Fires Specialist" is written in a smaller, white, serif font, with each word separated by a space. In the center of the page, there is a dark, stylized silhouette of a fire hydrant or a similar fire-related object, set against a lighter, glowing orange background. The overall aesthetic is fiery and professional.

**STEARNS**

*The Fires Specialist*

# The Fires Guide

**ISSUE 13**





# Welcome to our latest fires guide...

## Well chosen fires

... As well as being a source of warmth, a well chosen fire can become a real feature in a room.

## So much choice

With so much choice available, it can be difficult to know which type of fire will suit you and your home, and this is where we can help.

## Inspirational ideas

This catalogue is intended to be an inspirational and helpful tool that provides you with all the information you need to make the right choice. We can advise you on which fuel source will best suit your needs, and the correct fire for your chimney specification.

## Everything to suit your taste

When considering the physical demands of your fire, finding one that suits your taste is crucial. From traditional to ultra-modern contemporary.

## Create the mood

Stearn offers a wide choice of electric, gas fires and stoves in a range of different colours and styles to create the mood, atmosphere and look you want.

## We are here to help

And if you can't decide which fire you prefer, we also offer a range of complete suites to help make your decision easier!

## Fully stocked and available

Whilst this guide shows a comprehensive selection of fires stocked and fully available from Stearn, the complete brand range is also fully available upon request.

Just ask



ROBINSON WILLEY



### E&OE / Data

Although we strive to keep the content of this catalogue as accurate as possible, we cannot be held responsible for any errors or omissions.

The information within this catalogue has been collated from manufacturers data and may be subject to change without notice.

# Contents



## 3-35 Gas

|               |    |
|---------------|----|
| Wall Mounted  | 4  |
| Inset         | 5  |
| Inspire Fires | 25 |
| Outset        | 28 |



## 36-67 Electric

|              |    |
|--------------|----|
| Engines      | 37 |
| Wall Hung    | 39 |
| Built in     | 41 |
| Vivente Plus | 44 |
| Ignite       | 46 |
| Freestanding | 48 |
| Inset        | 50 |
| Suites       | 62 |



## 68-75 Electric Stoves

## 76-80 Fires Index

# Guide to Symbols



### LPG

There is a conversion kit available (possibly supplied) to allow the use of LPG in non natural gas areas




### Remote Control

Allows the control of the appliance from the comfort of your seat



### Slide Control

Easier control of the gas flow through the appliance



### Prefabricated Flue (Deep Flue)

Suitable for most fires



### Pre Cast Flue (Slimline Flue)

Suitable for Slimline fires



### Balanced Flue

These use twin horizontal pipes to draw air in & out



### Brick Built Chimney (Deep Chimney)

Suitable for all fires



### Efficiency

This will give you a guide to the running costs of your gas fire. The higher the number the less your fuel bill will be & the smaller your carbon footprint



### Warranty

Manufacturers service cover to give you peace of mind

## Fuel Bed Options

Some fires are available with the option to specify your fuel bed & create a look to suit your home.



Coals



Driftwood



Embers/  
Ash Dust



Flames  
& Glowing  
Light Bed



Flames



Campfire Logs



Logs



Vermiculite



Pebbles



Crystals



Radiant

**Dimplex**



ROBINSON WILLEY

**valor**

These fires have specific distribution agreements.  
Contact us for more details.







Gas



## Curve Black



|                            |                          |
|----------------------------|--------------------------|
| Catalogue Number:          | FCRR00RN                 |
| Heat Output:               | 4.0kW                    |
| Control Options:           | Remote                   |
| Fuel Bed Options:          | Flame                    |
| Chimney/Flue Requirements: | See icons                |
| Appliance Dimensions:      | H635mm x W870mm x D166mm |
| Colour Options:            | Black                    |
| Efficiency:                | 68.3%                    |
| Warranty:                  | 7 Years                  |
| Fuel Source:               | Natural Gas              |



## Finesse



|                            |                        |
|----------------------------|------------------------|
| Catalogue Number:          | FSRPYYMN (illustrated) |
| Heat Output:               | 2.7kW                  |
| Control Options:           | Manual                 |
| Fuel Bed Options:          | Pebbles & Coals        |
| Chimney/Flue Requirements: | See icons              |
| Appliance Dimensions:      | H690mm W560mm D175mm   |
| Colour Options:            | Chrome                 |
| Efficiency:                | 48%                    |
| Warranty:                  | 7 Years                |
| Fuel Source:               | Natural Gas            |



## Rocco HE



|                            |                          |
|----------------------------|--------------------------|
| Catalogue Number:          | FPHL21RN2 (illustrated)  |
| Heat Output:               | 3.6KW                    |
| Control Options:           | Remote                   |
| Fuel Bed Options:          | Logs                     |
| Chimney/Flue Requirements: | See icons                |
| Appliance Dimensions:      | H613mm x W910mm x D385mm |
| Colour Options:            | Chrome or Black*         |
| Efficiency:                | 73.9%                    |
| Warranty:                  | 7 Years                  |
| Fuel Source:               | Natural Gas              |



\*Black or Cream Internal Fire Back available

## Windsor Contemporary Plus



|                            |                          |
|----------------------------|--------------------------|
| Catalogue Number:          | FSPCHWMN (illustrated)   |
| Heat Output:               | 4.0kW                    |
| Control Options:           | Manual                   |
| Fuel Bed Options:          | Pebbles & Coals          |
| Chimney/Flue Requirements: | See Icons                |
| Appliance Dimensions:      | H671mm x W512mm x D125mm |
| Colour Options:            | Chrome                   |
| Efficiency:                | 66.8%                    |
| Warranty:                  | 7 Years                  |
| Fuel Source:               | Natural Gas              |



## Calibre



|                            |                              |
|----------------------------|------------------------------|
| Catalogue Number:          | FBFC37MN2 (illustrated)      |
| Heat Output:               | 3.9kW                        |
| Control Options:           | Manual, Remote or Easy Flame |
| Fuel Bed Options:          | Coals                        |
| Chimney/Flue Requirements: | Balanced Flue                |
| Appliance Dimensions:      | H595mm x W500mm x D185mm     |
| Colour Options:            | Chrome or Brass              |
| Efficiency:                | 93.5%                        |
| Warranty:                  | 7 Years                      |
| Fuel Source:               | Natural Gas or LPG           |



## Caress Traditional HE



|                            |                          |
|----------------------------|--------------------------|
| Catalogue Number:          | FHEC41SN (illustrated)   |
| Heat Output:               | 3.9kW                    |
| Control Options:           | Manual, Slide or Remote  |
| Fuel Bed Options:          | Coals                    |
| Chimney/Flue Requirements: | See icons                |
| Appliance Dimensions:      | H615mm x W510mm x D230mm |
| Colour Options:            | Brass or Chrome          |
| Efficiency:                | 86%                      |
| Warranty:                  | 7 Years                  |
| Fuel Source:               | Natural Gas or LPG       |







## Caress Plus Traditional



|                            |                          |
|----------------------------|--------------------------|
| Catalogue Number:          | FKPC41SN (illustrated)   |
| Heat Output:               | 4.2kW                    |
| Control Options:           | Slide                    |
| Fuel Bed Options:          | Coals                    |
| Chimney/Flue Requirements: | See icons                |
| Appliance Dimensions:      | H615mm x W510mm x D170mm |
| Colour Options:            | Brass or Chrome          |
| Efficiency:                | 68.3%                    |
| Warranty:                  | 7 Years                  |
| Fuel Source:               | Natural Gas              |



## Decadence HE



|                            |                              |
|----------------------------|------------------------------|
| Catalogue Number:          | FHKCDBRN3 (Illustrated)      |
| Heat Output:               | 3.4kW                        |
| Control Options:           | Remote & Manual              |
| Fuel Bed Options:          | Coals                        |
| Chimney/Flue Requirements: | See Icons                    |
| Appliance Dimensions:      | H631mm x W529mm x D180mm     |
| Colour Options:            | Gold, Silver or Black Nickel |
| Efficiency:                | 84.3%                        |
| Warranty:                  | 7 Years                      |
| Fuel Source:               | Natural Gas                  |



## Decadence Plus



|                            |                              |
|----------------------------|------------------------------|
| Catalogue Number:          | FKPCDBRN2 (Illustrated)      |
| Heat Output:               | 4.2kW                        |
| Control Options:           | Manual, Slide or Remote      |
| Fuel Bed Options:          | Coals                        |
| Chimney/Flue Requirements: | See Icons                    |
| Appliance Dimensions:      | H631mm x W529mm x D170mm     |
| Colour Options:            | Gold, Silver or Black Nickel |
| Efficiency:                | 68.3%                        |
| Warranty:                  | 7 Years                      |
| Fuel Source:               | Natural Gas                  |



## Expression Plus

FLAVEL

|                            |                          |
|----------------------------|--------------------------|
| Catalogue Number:          | FKPCEPRN2                |
| Heat Output:               | 4.2kW                    |
| Control Options:           | Manual, Slide or Remote  |
| Fuel Bed Options:          | Coals                    |
| Chimney/Flue Requirements: | See Icons                |
| Appliance Dimensions:      | H599mm x W500mm x D170mm |
| Colour Options:            | Chrome                   |
| Efficiency:                | 68.3%                    |
| Warranty:                  | 7 Years                  |
| Fuel Source:               | Natural Gas              |



## Kenilworth Plus

FLAVEL

|                            |                          |
|----------------------------|--------------------------|
| Catalogue Number:          | FKPC37SN (Illustrated)   |
| Heat Output:               | 4.2kW                    |
| Control Options:           | Slide                    |
| Fuel Bed Options:          | Coals                    |
| Chimney/Flue Requirements: | See Icons                |
| Appliance Dimensions:      | H595mm x W500mm x D170mm |
| Colour Options:            | Brass, Black or Chrome   |
| Efficiency:                | 68.3%                    |
| Warranty:                  | 7 Years                  |
| Fuel Source:               | Natural Gas              |



## Orchestra BF

FLAVEL

|                            |                          |
|----------------------------|--------------------------|
| Catalogue Number:          | FBFN98G (illustrated)    |
| Heat Output:               | 2.7kW                    |
| Control Options:           | Manual                   |
| Fuel Bed Options:          | Coals                    |
| Chimney/Flue Requirements: | Balanced Flue            |
| Appliance Dimensions:      | H620mm x W470mm x D125mm |
| Colour Options:            | Satin Silver or Brass    |
| Efficiency:                | 80%                      |
| Warranty:                  | 7 Years                  |
| Fuel Source:               | Natural Gas              |





## Rhapsody Plus

**FLAVEL**


|                            |                               |
|----------------------------|-------------------------------|
| Catalogue Number:          | FKPCBBSN (illustrated)        |
| Heat Output:               | 4.2kW                         |
| Control Options:           | Slide                         |
| Fuel Bed Options:          | Coals                         |
| Chimney/Flue Requirements: | See icons                     |
| Appliance Dimensions:      | H605mm x W491mm x D170mm      |
| Colour Options:            | Antique Brass, Brass or Black |
| Efficiency:                | 68.3%                         |
| Warranty:                  | 7 Years                       |
| Fuel Source:               | Natural Gas                   |



## Richmond Plus

**FLAVEL**

|                            |                          |
|----------------------------|--------------------------|
| Catalogue Number:          | FOPC12SN (illustrated)   |
| Heat Output:               | 4.1kW                    |
| Control Options:           | Slide                    |
| Fuel Bed Options:          | Coals                    |
| Chimney/Flue Requirements: | See icons                |
| Appliance Dimensions:      | H600mm x W498mm x D223mm |
| Colour Options:            | Brass, Black or Chrome   |
| Efficiency:                | 66.7%                    |
| Warranty:                  | 7 Years                  |
| Fuel Source:               | Natural Gas              |





## Romance

FLAVEL

|                            |  |
|----------------------------|--|
| Catalogue Number:          | FLBLBCM (illustrated)  |
| Heat Output:               | 4.0kW  |
| Control Options:           | Manual or Remote   |
| Fuel Bed Options:          | Logs   |
| Chimney/Flue Requirements: | See icons  |
| Appliance Dimensions:      | H598mm x W497mm x D253mm   |
| Colour Options:            | Black Nickel & Black, Black Nickel & Chrome or Satin Silver & Chrome |
| Efficiency:                | 82.3%  |
| Warranty:                  | 7 Years  |
| Fuel Source:               | Natural Gas  |



Black Nickel & Black  
FLBLNBMN (Manual)  
FLBLNBRN (Remote)



Black Nickel & Chrome  
FLBLBCM (Manual)  
FLBLBCRN (Remote)



Satin Silver & Chrome  
FLBLSCMN (Manual)  
FLBLSCRN (Remote)



\*Windsor Contemporary Plus version also available

## Windsor Contemporary\*

FLAVEL

|                            |                               |
|----------------------------|-------------------------------|
| Catalogue Number:          | FSRPU0MN (illustrated)        |
| Heat Output:               | 2.7kW                         |
| Control Options:           | Manual                        |
| Fuel Bed Options:          | Pebbles, Coals or Driftwood   |
| Chimney/Flue Requirements: | See icons                     |
| Appliance Dimensions:      | H592mm x W475mm x D120mm      |
| Colour Options:            | Chrome, Satin Silver or Brass |
| Efficiency:                | 56%                           |
| Warranty:                  | 7 Years                       |
| Fuel Source:               | Natural Gas                   |





## Windsor Contemporary HE

|                            |                          |
|----------------------------|--------------------------|
| Catalogue Number:          | FSHCU0MN (illustrated)   |
| Heat Output:               | 2.9kW                    |
| Control Options:           | Manual                   |
| Fuel Bed Options:          | Coals or Pebbles         |
| Chimney/Flue Requirements: | See icons                |
| Appliance Dimensions:      | H592mm x W475mm x D125mm |
| Colour Options:            | Chrome or Brass          |
| Efficiency:                | 81.3%                    |
| Warranty:                  | 7 Years                  |
| Fuel Source:               | Natural Gas              |



## Windsor Traditional

|                            |                          |
|----------------------------|--------------------------|
| Catalogue Number:          | FSRC1PMN (illustrated)   |
| Heat Output:               | 2.7kW                    |
| Control Options:           | Manual                   |
| Fuel Bed Options:          | Coals                    |
| Chimney/Flue Requirements: | See icons                |
| Appliance Dimensions:      | H592mm x W475mm x D120mm |
| Colour Options:            | Brass or Chrome          |
| Efficiency:                | 81.3%                    |
| Warranty:                  | 7 Years                  |
| Fuel Source:               | Natural Gas              |



## Windsor Traditional HE

|                            |                          |
|----------------------------|--------------------------|
| Catalogue Number:          | FSHC11SN2 (illustrated)  |
| Heat Output:               | 2.9kW                    |
| Control Options:           | Manual or Slide          |
| Fuel Bed Options:          | Coals                    |
| Chimney/Flue Requirements: | See icons                |
| Appliance Dimensions:      | H592mm x W475mm x D125mm |
| Colour Options:            | Brass or Chrome          |
| Efficiency:                | 81.3%                    |
| Warranty:                  | 7 Years                  |
| Fuel Source:               | Natural Gas              |



## Blenheim Slimline



|                            |                          |
|----------------------------|--------------------------|
| Catalogue Number:          | 05956D6 (illustrated)    |
| Heat Output:               | 3.1kW                    |
| Control Options:           | Manual                   |
| Fuel Bed Options:          | Coals                    |
| Chimney/Flue Requirements: | See icons                |
| Appliance Dimensions:      | H585mm x W450mm x D115mm |
| Colour Options:            | Chrome, Brass or Black   |
| Efficiency:                | 56%                      |
| Warranty:                  | 1 Year                   |
| Fuel Source:               | Natural Gas or LPG       |



## Blenheim Slimline



|                            |                          |
|----------------------------|--------------------------|
| Catalogue Number:          | 400000713 (illustrated)  |
| Heat Output:               | 3.1kW                    |
| Control Options:           | Manual                   |
| Fuel Bed Options:          | Coals                    |
| Chimney/Flue Requirements: | See icons                |
| Appliance Dimensions:      | H588mm x W450mm x D115mm |
| Colour Options:            | Chrome                   |
| Efficiency:                | 51%                      |
| Warranty:                  | 1 Year                   |
| Fuel Source:               | Natural Gas or LPG       |



## Dream 945 Full Depth Convector



|                            |                          |
|----------------------------|--------------------------|
| Catalogue Number:          | 400001732 (illustrated)  |
| Heat Output:               | 4.0kW                    |
| Control Options:           | Fireslide                |
| Fuel Bed Options:          | Coals                    |
| Chimney/Flue Requirements: | See icons                |
| Appliance Dimensions:      | H636mm x W518mm x D235mm |
| Colour Options:            | Brass, Black, or Chrome  |
| Efficiency:                | 64.5%                    |
| Warranty:                  | 1 Year                   |
| Fuel Source:               | Natural Gas or LPG       |







## Dream Full Depth HE



|                            |                             |
|----------------------------|-----------------------------|
| Catalogue Number:          | 0576111 (illustrated)       |
| Heat Output:               | 3.85kW                      |
| Control Options:           | Fireslide                   |
| Fuel Bed Options:          | Coals                       |
| Chimney/Flue Requirements: | See icons                   |
| Appliance Dimensions:      | H636mm x W518mm x D186mm    |
| Colour Options:            | Chrome, Black, or Pale Gold |
| Efficiency:                | 85%                         |
| Warranty:                  | 1 Year                      |
| Fuel Source:               | Natural Gas                 |



## Dream Slimline Convector



|                            |                             |
|----------------------------|-----------------------------|
| Catalogue Number:          | 05750T1 (illustrated)       |
| Heat Output:               | 3.3kW                       |
| Control Options:           | Fireslide                   |
| Fuel Bed Options:          | Coals                       |
| Chimney/Flue Requirements: | See Icons                   |
| Appliance Dimensions:      | H636mm x W518mm x D135mm    |
| Colour Options:            | Chrome, Black, or Pale Gold |
| Efficiency:                | 61%                         |
| Warranty:                  | 1 Year                      |
| Fuel Source:               | Natural Gas or LPG          |



## Dream Slimline HE



|                            |                            |
|----------------------------|----------------------------|
| Catalogue Number:          | 0596321 (illustrated)      |
| Heat Output:               | 3.1kW                      |
| Control Options:           | Fireslide                  |
| Fuel Bed Options:          | Coals                      |
| Chimney/Flue Requirements: | See icons                  |
| Appliance Dimensions:      | H636mm x W518mm x D79mm    |
| Colour Options:            | Chrome, Black or Pale Gold |
| Efficiency:                | 80%                        |
| Warranty:                  | 1 Year                     |
| Fuel Source:               | Natural Gas                |



## Harmony Full Depth HE



|                            |                            |
|----------------------------|----------------------------|
| Catalogue Number:          | 0576141 (illustrated)      |
| Heat Output:               | 3.85kW                     |
| Control Options:           | Fireslide                  |
| Fuel Bed Options:          | Coals                      |
| Chimney/Flue Requirements: | See icons                  |
| Appliance Dimensions:      | H631mm x W546mm x D186mm   |
| Colour Options:            | Black, Silver or Champagne |
| Efficiency:                | 85%                        |
| Warranty:                  | 1 Year                     |
| Fuel Source:               | Natural Gas                |



5135862 Fret (required)

## Majestic Decorative



|                            |                         |
|----------------------------|-------------------------|
| Catalogue Number:          | 0593901 (Engine)        |
| Heat Input:                | 6.85kW                  |
| Control Options:           | Manual                  |
| Fuel Bed Options:          | Coals                   |
| Chimney/Flue Requirements: | See icons               |
| Appliance Dimensions:      | H N/A x W380mm x D193mm |
| Colour Options:            | Black                   |
| Efficiency:                | N/A                     |
| Warranty:                  | 1 Year                  |
| Fuel Source:               | Natural Gas or LPG      |



## Petrus Full Depth HE



|                            |                               |
|----------------------------|-------------------------------|
| Catalogue Number:          | 05961E1 (illustrated)         |
| Heat Output:               | 3.85kW                        |
| Control Options:           | Fireslide                     |
| Fuel Bed Options:          | Coals                         |
| Chimney/Flue Requirements: | See icons                     |
| Appliance Dimensions:      | H636mm x W518mm x D186mm      |
| Colour Options:            | Black Chrome or Silver Chrome |
| Efficiency:                | 85%                           |
| Warranty:                  | 1 Year                        |
| Fuel Source:               | Natural Gas                   |





**BLAZE**

## Petrus Slimline HE



|                            |                               |
|----------------------------|-------------------------------|
| Catalogue Number:          | 0596341 (illustrated)         |
| Heat Output:               | 3.1kW                         |
| Control Options:           | Fireslide                     |
| Fuel Bed Options:          | Coals                         |
| Chimney/Flue Requirements: | See icons                     |
| Appliance Dimensions:      | H636mm x W518mm x D79mm       |
| Colour Options:            | Silver Chrome or Black Chrome |
| Efficiency:                | 80%                           |
| Warranty:                  | 1 Year                        |
| Fuel Source:               | Natural Gas                   |



## Seattle Slimline



|                            |                          |
|----------------------------|--------------------------|
| Catalogue Number:          | 0595603                  |
| Heat Output:               | 3.1kW                    |
| Control Options:           | Manual                   |
| Fuel Bed Options:          | Pebbles                  |
| Chimney/Flue Requirements: | See icons                |
| Appliance Dimensions:      | H588mm x W450mm x D115mm |
| Colour Options:            | Brushed Chrome           |
| Efficiency:                | 56%                      |
| Warranty:                  | 1 Year                   |
| Fuel Source:               | Natural Gas or LPG       |



**BLAZE**



## Modenza HE



|                            |                          |
|----------------------------|--------------------------|
| Catalogue Number:          | 0560012 (illustrated)    |
| Heat Output:               | 3.8kW                    |
| Control Options:           | Fireslide                |
| Fuel Bed Options:          | Logs                     |
| Chimney/Flue Requirements: | Brick Chimney            |
| Appliance Dimensions:      | H470 x W646mm x D293mm   |
| Colour Options:            | Brushed Chrome or Chrome |
| Efficiency:                | 75%                      |
| Warranty:                  | 1 year                   |
| Fuel Source:               | Natural Gas              |



**BLAZE**





## Allure FD Convector Cast Trim



|                            |   |
|----------------------------|---|
| Illustrated:               | 400001721 (Engine & Trim) 055842 (Fret) |
| Heat Output:               | 4.0kW                                   |
| Control Options:           | Fireslide                               |
| Fuel Bed Options:          | Coal effect                             |
| Chimney/Flue Requirements: | See icons                               |
| Appliance Dimensions:      | H636mm x W518mm x D235mm                |
| Colour Options:            | See below                               |
| Efficiency:                | 64.5%                                   |
| Warranty:                  | 1 Year                                  |
| Fuel Source:               | Natural Gas or LPG                      |



Cast Trim Black  
400001720  
Downton Black Fret (076717)

Cast Trim Brass  
400001721  
Bauhaus Brass Fret (055842)

Cast Trim Chrome  
400001722  
Downton Chrome Fret (055934)

## Fret Options -



**Alton Fret**  
076595 - Black  
055804 - Brass  
055828 - Chrome

**Bauhaus Fret**  
076649 - Black  
055842 - Brass  
055859 - Chrome

**Blenheim Fret**  
076670 - Black  
055866 - Brass  
055873 - Chrome

**Clifton Fret**  
076694 - Black  
055880 - Brass  
055910 - Chrome

**Downton Fret**  
076717 - Black  
055927 - Brass  
055934 - Chrome



Illustrated with Alton fret (Fret not included)



## Allure FD Convector



|                            |  |
|----------------------------|--|
| Illustrated:               | 05945FSA1 (Engine & Trim) 076595 (Fret)                |
| Heat Output:               | 4.0kW  |
| Control Options:           | Manual, Fireslide or Remote                            |
| Fuel Bed Options:          | Coal effect  |
| Chimney/Flue Requirements: | See icons  |
| Appliance Dimensions:      | H615mm x W506mm x D235mm                               |
| Colour Options:            | See below  |
| Efficiency:                | 64.5%  |
| Warranty:                  | 1 Year   |
| Fuel Source:               | Natural Gas (All versions) or LPG (Manual & Fireslide) |



Full Trim Black  
- Manual (05945MCA1)  
- Fireslide (05945FSA1)  
- Remote (05945RCA1)  
Alton Black Fret (076595)



Full Trim Brass  
- Manual (05945MCA2)  
- Fireslide (05945FSA2)  
- Remote (05945RCA2)  
Alton Brass Fret (055804)



Full Trim Brushed Chrome  
- Manual (05945MCA3)  
- Fireslide (05945FSA3)  
- Remote (05945RCA3)  
Alton BRCR Fret (076618)



Full Trim Chrome  
- Manual (05945MCA4)  
- Fireslide (05945FSA4)  
- Remote (05945RCA4)  
Alton Chrome Fret (055828)



Inlay Trim Black & Brass  
- Manual (05945MCA5)  
- Fireslide (05945FSA5)  
- Remote (05945RCA5)  
Alton Brass Fret (055804)



Inlay Trim Black & Chrome  
- Manual (05945MCA6)  
- Fireslide (05945FSA6)  
- Remote (05945RCA6)  
Alton Chrome Fret (055828)

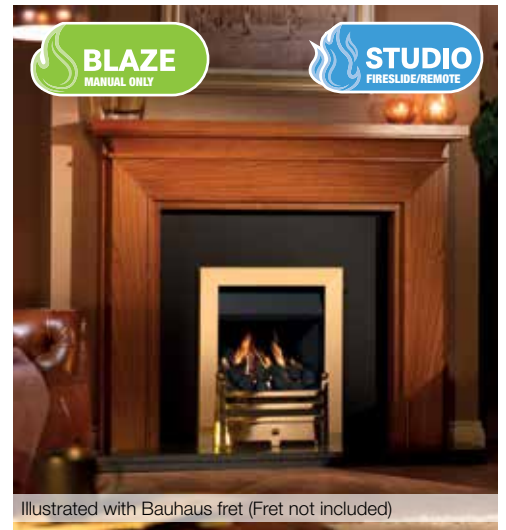


Inlay Trim Black & Brushed Chrome  
- Manual (05945MCA7)  
- Fireslide (05945FSA7)  
- Remote (05945RCA7)  
Alton BRCR Fret (076618)

## Allure FD Convector



|                            |  |
|----------------------------|--|
| Illustrated:               | 05945FSA2 (Engine & Trim) 055842 (Fret)                |
| Heat Output:               | 4.0kW  |
| Control Options:           | Manual, Fireslide or Remote                            |
| Fuel Bed Options:          | Coal effect  |
| Chimney/Flue Requirements: | See icons  |
| Appliance Dimensions:      | H615mm x W506mm x D235mm                               |
| Colour Options:            | See below  |
| Efficiency:                | 64.5%  |
| Warranty:                  | 1 Year   |
| Fuel Source:               | Natural Gas (All versions) or LPG (Manual & Fireslide) |



Illustrated with Bauhaus fret (Fret not included)



Full Trim Black  
- Manual (05945MCA1)  
- Fireslide (05945FSA1)  
- Remote (05945RCA1)  
Bauhaus Black Fret (076649)



Full Trim Brass  
- Manual (05945MCA2)  
- Fireslide (05945FSA2)  
- Remote (05945RCA2)  
Bauhaus Brass Fret (055842)



Full Trim Brushed Chrome  
- Manual (05945MCA3)  
- Fireslide (05945FSA3)  
- Remote (05945RCA3)  
Bauhaus BRCR Fret (076656)



Full Trim Chrome  
- Manual (05945MCA4)  
- Fireslide (05945FSA4)  
- Remote (05945RCA4)  
Bauhaus Chrome Fret (055859)



Inlay Trim Black & Brass  
- Manual (05945MCA5)  
- Fireslide (05945FSA5)  
- Remote (05945RCA5)  
Bauhaus Brass Fret (055842)



Inlay Trim Black & Chrome  
- Manual (05945MCA6)  
- Fireslide (05945FSA6)  
- Remote (05945RCA6)  
Bauhaus Chrome Fret (055859)



Inlay Trim Black & Brushed Chrome  
- Manual (05945MCA7)  
- Fireslide (05945FSA7)  
- Remote (05945RCA7)  
Bauhaus BRCR Fret (076656)



## Allure FD Convector



|                            |  |
|----------------------------|--|
| Illustrated:               | 05945FSA5 (Engine & Trim) 055866 (Fret)                |
| Heat Output:               | 4.0kW  |
| Control Options:           | Manual, Fireslide or Remote                            |
| Fuel Bed Options:          | Coal effect  |
| Chimney/Flue Requirements: | See icons  |
| Appliance Dimensions:      | H615mm x W506mm x D235mm                               |
| Colour Options:            | See below  |
| Efficiency:                | 64.5%  |
| Warranty:                  | 1 Year   |
| Fuel Source:               | Natural Gas (All versions) or LPG (Manual & Fireslide) |



|  |  |  |  |   |   |   |
|--|--|--|--|---|---|---|
|  |  |  |  |   |   |   |
| Full Trim Black<br>- Manual (05945MCA1)<br>- Fireslide (05945FSA1)<br>- Remote (05945RCA1)<br>Blenheim Black Fret (076670) | Full Trim Brass<br>- Manual (05945MCA2)<br>- Fireslide (05945FSA2)<br>- Remote (05945RCA2)<br>Blenheim Brass Fret (055866) | Full Trim Brushed Chrome<br>- Manual (05945MCA3)<br>- Fireslide (05945FSA3)<br>- Remote (05945RCA3)<br>Blenheim BRCR Fret (076687) | Full Trim Chrome<br>- Manual (05945MCA4)<br>- Fireslide (05945FSA4)<br>- Remote (05945RCA4)<br>Blenheim Chrome Fret (055873) | Inlay Trim Black & Brass<br>- Manual (05945MCA5)<br>- Fireslide (05945FSA5)<br>- Remote (05945RCA5)<br>Blenheim Brass Fret (055866) | Inlay Trim Black & Chrome<br>- Manual (05945MCA6)<br>- Fireslide (05945FSA6)<br>- Remote (05945RCA6)<br>Blenheim Chrome Fret (055873) | Inlay Trim Black & Brushed Chrome<br>- Manual (05945MCA7)<br>- Fireslide (05945FSA7)<br>- Remote (05945RCA7)<br>Blenheim BRCR Fret (076687) |



## Allure FD Convector



|                            |  |
|----------------------------|--|
| Illustrated:               | 05945FSA4 (Engine & Trim) 055910 (Fret)                |
| Heat Output:               | 4.0kW  |
| Control Options:           | Manual, Fireslide or Remote                            |
| Fuel Bed Options:          | Coal effect  |
| Chimney/Flue Requirements: | See icons  |
| Appliance Dimensions:      | H615mm x W506mm x D235mm                               |
| Colour Options:            | See below  |
| Efficiency:                | 64.5%  |
| Warranty:                  | 1 Year   |
| Fuel Source:               | Natural Gas (All versions) or LPG (Manual & Fireslide) |



|   |   |   |   |  |  |  |
|---|---|---|---|--|--|--|
|   |   |   |   |  |  |  |
| Full Trim Black<br>- Manual (05945MCA1)<br>- Fireslide (05945FSA1)<br>- Remote (05945RCA1)<br>Clifton Black Fret (076694) | Full Trim Brass<br>- Manual (05945MCA2)<br>- Fireslide (05945FSA2)<br>- Remote (05945RCA2)<br>Clifton Brass Fret (055880) | Full Trim Brushed Chrome<br>- Manual (05945MCA3)<br>- Fireslide (05945FSA3)<br>- Remote (05945RCA3)<br>Clifton BRCR Fret (076700) | Full Trim Chrome<br>- Manual (05945MCA4)<br>- Fireslide (05945FSA4)<br>- Remote (05945RCA4)<br>Clifton Chrome Fret (055910) | Inlay Trim Black & Brass<br>- Manual (05945MCA5)<br>- Fireslide (05945FSA5)<br>- Remote (05945RCA5)<br>Clifton Brass Fret (055880) | Inlay Trim Black & Chrome<br>- Manual (05945MCA6)<br>- Fireslide (05945FSA6)<br>- Remote (05945RCA6)<br>Clifton Chrome Fret (055910) | Inlay Trim Black & Brushed Chrome<br>- Manual (05945MCA7)<br>- Fireslide (05945FSA7)<br>- Remote (05945RCA7)<br>Clifton BRCR Fret (076700) |





## Allure FD Convector



Illustrated with Downton fret (Fret not included)

|                            |  |
|----------------------------|--|
| Illustrated:               | 05945FSA7 (Engine & Trim) 076724 (Fret)                |
| Heat Output:               | 4.0kW  |
| Control Options:           | Manual, Fireslide or Remote                            |
| Fuel Bed Options:          | Coal effect  |
| Chimney/Flue Requirements: | See icons  |
| Appliance Dimensions:      | H615mm x W506mm x D235mm                               |
| Colour Options:            | See below  |
| Efficiency:                | 64.5%  |
| Warranty:                  | 1 Year   |
| Fuel Source:               | Natural Gas (All versions) OR LPG (Manual & Fireslide) |



- |  |  |  |  |   |   |   |
|--|--|--|--|---|---|---|
| <p><b>Full Trim Black</b></p> <ul style="list-style-type: none"> <li>- Manual (05945MCA1)</li> <li>- Fireslide (05945FSA1)</li> <li>- Remote (05945RCA1)</li> </ul> <p>Downton Black Fret (076717)</p> | <p><b>Full Trim Brass</b></p> <ul style="list-style-type: none"> <li>- Manual (05945MCA2)</li> <li>- Fireslide (05945FSA2)</li> <li>- Remote (05945RCA2)</li> </ul> <p>Downton Brass Fret (055927)</p> | <p><b>Full Trim Brushed Chrome</b></p> <ul style="list-style-type: none"> <li>- Manual (05945MCA3)</li> <li>- Fireslide (05945FSA3)</li> <li>- Remote (05945RCA3)</li> </ul> <p>Downton BRCR Fret (076724)</p> | <p><b>Full Trim Chrome</b></p> <ul style="list-style-type: none"> <li>- Manual (05945MCA4)</li> <li>- Fireslide (05945FSA4)</li> <li>- Remote (05945RCA4)</li> </ul> <p>Downton Chrome Fret (055934)</p> | <p><b>Inlay Trim Black &amp; Brass</b></p> <ul style="list-style-type: none"> <li>- Manual (05945MCA5)</li> <li>- Fireslide (05945FSA5)</li> <li>- Remote (05945RCA5)</li> </ul> <p>Downton Brass Fret (055927)</p> | <p><b>Inlay Trim Black &amp; Chrome</b></p> <ul style="list-style-type: none"> <li>- Manual (05945MCA6)</li> <li>- Fireslide (05945FSA6)</li> <li>- Remote (05945RCA6)</li> </ul> <p>Downton Chrome Fret (055934)</p> | <p><b>Inlay Trim Black &amp; Brushed Chrome</b></p> <ul style="list-style-type: none"> <li>- Manual (05945MCA7)</li> <li>- Fireslide (05945FSA7)</li> <li>- Remote (05945RCA7)</li> </ul> <p>Downton BRCR Fret (076724)</p> |
|--|--|--|--|---|---|---|



## Trueflame FD HE



|                            |                                       |
|----------------------------|---------------------------------------|
| Catalogue Number:          | 0596172 (Engine & Trim) 055828 (Fret) |
| Heat Output:               | 3.85kW                                |
| Control Options:           | Fireslide                             |
| Fuel Bed Options:          | Coal                                  |
| Chimney/Flue Requirements: | See Icons                             |
| Appliance Dimensions:      | H610mm x W500mm x D186mm              |
| Colour Options:            | Brass or Chrome                       |
| Efficiency:                | 85%                                   |
| Warranty:                  | 1 year                                |
| Fuel Source:               | Natural Gas                           |



Illustrated with Alton fret (Fret not included)

Full Trim Brass (0596142)  
Alton Brass Fret (055804)Full Trim Chrome (0596152)  
Alton Chrome Fret (055828)Half Trim Brass (0596162)  
Alton Brass Fret (055804)Half Trim Chrome (0596172)  
Alton Chrome Fret (055828)

Illustrated with Bauhaus fret (Fret not included)

## Trueflame FD HE



|                            |                                       |
|----------------------------|---------------------------------------|
| Catalogue Number:          | 0596162 (Engine & Trim) 055842 (Fret) |
| Heat Output:               | 3.85kW                                |
| Control Options:           | Fireslide                             |
| Fuel Bed Options:          | Coal                                  |
| Chimney/Flue Requirements: | See Icons                             |
| Appliance Dimensions:      | H610mm x W500mm x D186mm              |
| Colour Options:            | Brass or Chrome                       |
| Efficiency:                | 85%                                   |
| Warranty:                  | 1 year                                |
| Fuel Source:               | Natural Gas                           |

Full Trim Brass (0596142)  
Bauhaus Brass Fret (055842)Full Trim Chrome (0596152)  
Bauhaus Chrome Fret (055859)Half Trim Brass (0596162)  
Bauhaus Brass Fret (055842)Half Trim Chrome (0596172)  
Bauhaus Chrome Fret (055859)





Illustrated with Blenheim fret (Fret not included)

## Trueflame FD HE



|                            |                                       |
|----------------------------|---------------------------------------|
| Catalogue Number:          | 0596152 (Engine & Trim) 055873 (Fret) |
| Heat Output:               | 3.85kW                                |
| Control Options:           | Fireslide                             |
| Fuel Bed Options:          | Coal                                  |
| Chimney/Flue Requirements: | See Icons                             |
| Appliance Dimensions:      | H621mm x W522mm x D186mm              |
| Colour Options:            | Brass or Chrome                       |
| Efficiency:                | 85%                                   |
| Warranty:                  | 1 year                                |
| Fuel Source:               | Natural Gas                           |



Full Trim Brass (0596142)    Full Trim Chrome (0596152)    Half Trim Brass (0596162)    Half Trim Chrome (0596172)  
 Blenheim Brass Fret (055866)    Blenheim Chrome Fret (055873)    Blenheim Brass Fret (055866)    Blenheim Chrome Fret (055873)

## Trueflame FD HE



|                            |                                       |
|----------------------------|---------------------------------------|
| Catalogue Number:          | 0596152 (Engine & Trim) 055910 (Fret) |
| Heat Output:               | 3.85kW                                |
| Control Options:           | Fireslide                             |
| Fuel Bed Options:          | Coal                                  |
| Chimney/Flue Requirements: | See Icons                             |
| Appliance Dimensions:      | H621mm x W522mm x D186mm              |
| Colour Options:            | Brass or Chrome                       |
| Efficiency:                | 85%                                   |
| Warranty:                  | 1 year                                |
| Fuel Source:               | Natural Gas                           |



Illustrated with Clifton fret (Fret not included)



Full Trim Brass (0596142)    Full Trim Chrome (0596152)    Half Trim Brass (0596162)    Half Trim Chrome (0596172)  
 Clifton Brass Fret (055880)    Clifton Chrome Fret (055910)    Clifton Brass Fret (055880)    Clifton Chrome Fret (055910)



## Trueflame FD HE



|                            |                                       |
|----------------------------|---------------------------------------|
| Catalogue Number:          | 0596142 (Engine & Trim) 055927 (Fret) |
| Heat Output:               | 3.85kW                                |
| Control Options:           | Fireslide                             |
| Fuel Bed Options:          | Coal                                  |
| Chimney/Flue Requirements: | See Icons                             |
| Appliance Dimensions:      | H621mm x W522mm x D186mm              |
| Colour Options:            | Brass or Chrome                       |
| Efficiency:                | 85%                                   |
| Warranty:                  | 1 year                                |
| Fuel Source:               | Natural Gas                           |



Full Trim Brass (0596142)  
Downton Brass Fret (055927)



Full Trim Chrome (0596152)  
Downton Chrome Fret (055934)



Half Trim Brass (0596162)  
Downton Brass Fret (055927)



Half Trim Chrome (0596172)  
Downton Chrome Fret (055934)





## Excelsior Slimline Convector

|                            |                           |
|----------------------------|---------------------------|
| Catalogue Number:          | 0595351 (illustrated)     |
| Heat Output:               | 3.3kW                     |
| Control Options:           | Fireslide                 |
| Fuel Bed Options:          | Coals                     |
| Chimney/Flue Requirements: | See icons                 |
| Appliance Dimensions:      | H636mm x W518mm x D135mm  |
| Colour Options:            | Black Nickel or Pale Gold |
| Efficiency:                | 61%                       |
| Warranty:                  | 1 Year                    |
| Fuel Source:               | Natural Gas or LPG        |



## Excelsior Slimline HE



|                            |                           |
|----------------------------|---------------------------|
| Catalogue Number:          | 0596394 (illustrated)     |
| Heat Output:               | 3.1kW                     |
| Control Options:           | Fireslide                 |
| Fuel Bed Options:          | Coals                     |
| Chimney/Flue Requirements: | See icons                 |
| Appliance Dimensions:      | H636mm x W518mm x D79mm   |
| Colour Options:            | Pale Gold or Black Nickel |
| Efficiency:                | 80%                       |
| Warranty:                  | 1 Year                    |
| Fuel Source:               | Natural Gas               |



## Excelsior Full Depth HE



|                            |                           |
|----------------------------|---------------------------|
| Catalogue Number:          | 0596132 (illustrated)     |
| Heat Output:               | 3.85kW                    |
| Control Options:           | Fireslide                 |
| Fuel Bed Options:          | Coals                     |
| Chimney/Flue Requirements: | See icons                 |
| Appliance Dimensions:      | H636mm x W518mm x D186mm  |
| Colour Options:            | Black Nickel or Pale Gold |
| Efficiency:                | 85%                       |
| Warranty:                  | 1 Year                    |
| Fuel Source:               | Natural Gas               |





## Masquerade Full Depth HE



|                            |                           |
|----------------------------|---------------------------|
| Catalogue Number:          | 0596102 (illustrated)     |
| Heat Output:               | 3.85kW                    |
| Control Options:           | Fireslide                 |
| Fuel Bed Options:          | Coals                     |
| Chimney/Flue Requirements: | See icons                 |
| Appliance Dimensions:      | H636mm x W518mm x D186mm  |
| Colour Options:            | Pale Gold or Black Nickel |
| Efficiency:                | 85%                       |
| Warranty:                  | 1 Year                    |
| Fuel Source:               | Natural Gas               |



## Masquerade Slimline Convector



|                            |                           |
|----------------------------|---------------------------|
| Catalogue Number:          | 0595321 (illustrated)     |
| Heat Output:               | 3.3kW                     |
| Control Options:           | Fireslide                 |
| Fuel Bed Options:          | Coals                     |
| Chimney/Flue Requirements: | See icons                 |
| Appliance Dimensions:      | H636mm x W518mm x D135mm  |
| Colour Options:            | Pale Gold or Black Nickel |
| Efficiency:                | 61%                       |
| Warranty:                  | 1 Year                    |
| Fuel Source:               | Natural Gas or LPG        |



## Masquerade Slimline HE



|                            |                           |
|----------------------------|---------------------------|
| Catalogue Number:          | 0596393 (illustrated)     |
| Heat Output:               | 3.1kW                     |
| Control Options:           | Fireslide                 |
| Fuel Bed Options:          | Coals                     |
| Chimney/Flue Requirements: | See icons                 |
| Appliance Dimensions:      | H636mm x W518mm x D79mm   |
| Colour Options:            | Black Nickel or Pale Gold |
| Efficiency:                | 80%                       |
| Warranty:                  | 1 Year                    |
| Fuel Source:               | Natural Gas               |





## Inspire Fires



The  
**I N S P I R E**  
COLLECTION

**Combining design inspiration with innovative performance features and easy servicing, the Inspire collection delivers the perfect package for any home.**

You can choose from a long list of design choices, with 400, 500, 600, 800 & 1000 models each available with a choice of controls, liners, log, trim effect and surround sets.

This includes two fuel beds, three ceramic back liners, two trim designs (each in a choice of four colours), standard or Clear Vision (anti-reflective) glass. Inspire gas fires from Valor can also be purchased with a frameless kit which requires no trim.

For the ultimate in convenience, all fires in the Valor Inspire collection also come with a choice of two controls.

Choose Valor's unique Fireslide control, which lets you easily adjust the flame output with a simple slide control.

Or you can opt for an advanced remote control, offering a host of features including on/off, output control and a host of operation modes including thermostatic, eco and programme modes.



Trim Options

Edge Trims



Chrome

Brushed Chrome

Anthracite

Black

Grande Trims



Chrome

Brushed Chrome

Anthracite

Black

Frameless Kit



Black only

Liner Options



Mirrored Glass

Vermiculite

Black

Note: All Inspire 400 models & stoves are only available with a choice of black, mirrored glass & vermiculite liners.

Glass Options

Choose from our standard or Clear Vision anti-reflective glass. Anti-reflective glass offers crystal clear transparency. It reduces reflections to just a fraction of those seen with conventional glass.



Standard



Clear Vision anti-reflective

Control Options



Inspire 400 including stoves



Inspire 500, 600, 800 and 1000

Fireslide







## Inspire 400

|                            |   |
|----------------------------|---|
| Catalogue Number:          | 05401FSA7B1 (illustrated)                 |
| Heat Output:               | 4.0kW                                     |
| Control Options:           | Fireslide or Remote                       |
| Fuel Bed Options:          | Campfire Logs                             |
| Chimney/Flue Requirements: | Brick Built Chimney                       |
| Appliance Dimensions:      | H574mm x W446mm x D293mm                  |
| Colour Options:            | Chrome, Anthracite, Black, Brushed Chrome |
| Efficiency:                | 84.5%                                     |
| Warranty:                  | 2 Year                                    |
| Fuel Source:               | Natural Gas                               |



## Inspire 500



|                            |   |
|----------------------------|---|
| Catalogue Number:          | 05500FSA2B1 (illustrated)                 |
| Heat Output:               | 4.0kW                                     |
| Control Options:           | Fireslide or Remote                       |
| Fuel Bed Options:          | Oak or Rustic logs                        |
| Chimney/Flue Requirements: | Brick Built Chimney                       |
| Appliance Dimensions:      | H574mm x W546mm x D268mm                  |
| Colour Options:            | Chrome, Anthracite, Black, Brushed Chrome |
| Efficiency:                | 80%                                       |
| Warranty:                  | 2 Year                                    |
| Fuel Source:               | Natural Gas                               |



## Inspire 600



|                            |   |
|----------------------------|---|
| Catalogue Number:          | 05600FSA1B1 (illustrated)                 |
| Heat Output:               | 4.0kW                                     |
| Control Options:           | Fireslide or Remote                       |
| Fuel Bed Options:          | Oak or Rustic logs                        |
| Chimney/Flue Requirements: | Brick Built Chimney                       |
| Appliance Dimensions:      | H470mm x W646mm x D294mm                  |
| Colour Options:            | Chrome, Anthracite, Black, Brushed Chrome |
| Efficiency:                | 75%                                       |
| Warranty:                  | 2 Year                                    |
| Fuel Source:               | Natural Gas                               |





## Inspire 800



|                            |   |
|----------------------------|---|
| Catalogue Number:          | 05800FSA2B2 (illustrated)                 |
| Heat Output:               | 4.6kW                                     |
| Control Options:           | Fireslide or Remote                       |
| Fuel Bed Options:          | Oak or Rustic logs                        |
| Chimney/Flue Requirements: | Brick Built Chimney                       |
| Appliance Dimensions:      | H470mm x W846mm x D294mm                  |
| Colour Options:            | Chrome, Anthracite, Black, Brushed Chrome |
| Efficiency:                | 80%                                       |
| Warranty:                  | 2 Year                                    |
| Fuel Source:               | Natural Gas                               |



## Inspire 1000



|                            |   |
|----------------------------|---|
| Catalogue Number:          | 05100FSA3B1 (illustrated)                 |
| Heat Output:               | 4.9kW                                     |
| Control Options:           | Fireslide or Remote                       |
| Fuel Bed Options:          | Oak or Rustic logs                        |
| Chimney/Flue Requirements: | Brick Built Chimney                       |
| Appliance Dimensions:      | H470mm x W968mm x D294mm                  |
| Colour Options:            | Anthracite, Chrome, Black, Brushed Chrome |
| Efficiency:                | 78%                                       |
| Warranty:                  | 2 Year                                    |
| Fuel Source:               | Natural Gas                               |





## Firenza

**FLAVEL**

|                            |                          |
|----------------------------|--------------------------|
| Catalogue Number:          | FFIRROMN (illustrated)   |
| Heat Output:               | 3.8kW                    |
| Control Options:           | Manual                   |
| Fuel Bed Options:          | Radiant                  |
| Chimney/Flue Requirements: | See icons                |
| Appliance Dimensions:      | H658mm x W506mm x D222mm |
| Colour Options:            | Bronze or Black          |
| Efficiency:                | 80.1%                    |
| Warranty:                  | 7 Years                  |
| Fuel Source:               | Natural Gas              |



## Misermatic

**FLAVEL**

|                            |   |
|----------------------------|---|
| Catalogue Number:          | FORMT0EN (illustrated)                        |
| Heat Output:               | 5.2kW   |
| Control Options:           | Electronic Manual                             |
| Fuel Bed Options:          | Radiant                                       |
| Chimney/Flue Requirements: | See icons                                     |
| Appliance Dimensions:      | H615mm x W800mm x D200mm                      |
| Colour Options:            | Teak, Mahogany, Black, Light Oak & Medium Oak |
| Efficiency:                | 82%   |
| Warranty:                  | 7 Years                                       |
| Fuel Source:               | Natural Gas                                   |



## Regent

**FLAVEL**

|                            |                          |
|----------------------------|--------------------------|
| Catalogue Number:          | FRGCN0EN (illustrated)   |
| Heat Output:               | 4.5kW                    |
| Control Options:           | Electronic Manual        |
| Fuel Bed Options:          | Radiant                  |
| Chimney/Flue Requirements: | See icons                |
| Appliance Dimensions:      | H680mm x W710mm x D255mm |
| Colour Options:            | Black or Bronze          |
| Efficiency:                | 74%                      |
| Warranty:                  | 7 Years                  |
| Fuel Source:               | Natural Gas              |





## Regent LIFE



|                            |                          |
|----------------------------|--------------------------|
| Catalogue Number:          | FRLCN0RN2 (illustrated)  |
| Heat Output:               | 3.3kW                    |
| Control Options:           | Manual & Remote          |
| Fuel Bed Options:          | Coals                    |
| Chimney/Flue Requirements: | See icons                |
| Appliance Dimensions:      | H680mm x W710mm x D255mm |
| Colour Options:            | Black or Bronze          |
| Efficiency:                | 59.3%                    |
| Warranty:                  | 7 Years                  |
| Fuel Source:               | Natural Gas              |



## Renoir



|                            |                          |
|----------------------------|--------------------------|
| Catalogue Number:          | FRECNOEN (illustrated)   |
| Heat Output:               | 4.2kW                    |
| Control Options:           | Manual & Remote          |
| Fuel Bed Options:          | Coals                    |
| Chimney/Flue Requirements: | See icons                |
| Appliance Dimensions:      | H703mm x W684mm x D324mm |
| Colour Options:            | Black or Bronze          |
| Efficiency:                | 78.7%                    |
| Warranty:                  | 7 Years                  |
| Fuel Source:               | Natural Gas              |



## Strata



|                            |                          |
|----------------------------|--------------------------|
| Catalogue Number:          | FORSBLEN (illustrated)   |
| Heat Output:               | 5.2kW                    |
| Control Options:           | Electronic Manual        |
| Fuel Bed Options:          | Radiant                  |
| Chimney/Flue Requirements: | See icons                |
| Appliance Dimensions:      | H630mm x W715mm x D210mm |
| Colour Options:            | Black, Brown or Cream    |
| Efficiency:                | 82%                      |
| Warranty:                  | 7 Years                  |
| Fuel Source:               | Natural Gas              |







## Welcome

**FLAVEL**

|                            |                          |
|----------------------------|--------------------------|
| Catalogue Number:          | FWERNOEN (illustrated)   |
| Heat Output:               | 4.5kW                    |
| Control Options:           | Electronic Manual        |
| Fuel Bed Options:          | Radiant                  |
| Chimney/Flue Requirements: | See icons                |
| Appliance Dimensions:      | H680mm x W718mm x D310mm |
| Colour Options:            | Black or Bronze          |
| Efficiency:                | 74%                      |
| Warranty:                  | 7 Years                  |
| Fuel Source:               | Natural Gas              |



## Firecharm LFE



|                            |                          |
|----------------------------|--------------------------|
| Catalogue Number:          | A98003 (illustrated)     |
| Heat Output:               | 4.4kW                    |
| Control Options:           | Electronic               |
| Fuel Bed Options:          | Coals                    |
| Chimney/Flue Requirements: | See icons                |
| Appliance Dimensions:      | H635mm x W650mm x D241mm |
| Colour Options:            | Black or Bronze          |
| Efficiency:                | 88%                      |
| Warranty:                  | 1 Year                   |
| Fuel Source:               | Natural Gas              |



## Firecharm RS



|                            |                          |
|----------------------------|--------------------------|
| Catalogue Number:          | A99028 (illustrated)     |
| Heat Output:               | 3.57kW                   |
| Control Options:           | Electronic               |
| Fuel Bed Options:          | Coals                    |
| Chimney/Flue Requirements: | Balanced Flue            |
| Appliance Dimensions:      | H633mm x W646mm x D273mm |
| Colour Options:            | Bronze or Black          |
| Efficiency:                | 88%                      |
| Warranty:                  | 1 Year                   |
| Fuel Source:               | Natural Gas              |



## Firegem Visa



|                            |                                    |
|----------------------------|------------------------------------|
| Catalogue Number:          | A85014 (illustrated)               |
| Heat Output:               | 4.87kW                             |
| Control Options:           | Manual                             |
| Fuel Bed Options:          | Radiant                            |
| Chimney/Flue Requirements: | See icons                          |
| Appliance Dimensions:      | H540mm x W660mm x D196mm           |
| Colour Options:            | Olive, Black/Brass or Black/Chrome |
| Efficiency:                | 89%                                |
| Warranty:                  | 1 Year                             |
| Fuel Source:               | Natural Gas                        |



## Firegem Visa Deluxe



|                            |                          |
|----------------------------|--------------------------|
| Catalogue Number:          | A86005                   |
| Heat Output:               | 4.87kW                   |
| Control Options:           | Manual                   |
| Fuel Bed Options:          | Radiant                  |
| Chimney/Flue Requirements: | See icons                |
| Appliance Dimensions:      | H556mm x W695mm x D198mm |
| Colour Options:            | Teak                     |
| Efficiency:                | 89%                      |
| Warranty:                  | 1 Year                   |
| Fuel Source:               | Natural Gas              |



## Firegem Visa Highline



|                            |                                    |
|----------------------------|------------------------------------|
| Catalogue Number:          | A85056 (illustrated)               |
| Heat Output:               | 4.87kW                             |
| Control Options:           | Manual (Electronic on A85044)      |
| Fuel Bed Options:          | Radiant                            |
| Chimney/Flue Requirements: | See Icons                          |
| Appliance Dimensions:      | H622mm x W660mm x D196mm           |
| Colour Options:            | Black/Chrome, Olive or Black/Brass |
| Efficiency:                | 89%                                |
| Warranty:                  | 1 Year                             |
| Fuel Source:               | Natural Gas                        |







ROBINSON WILLEY

**BLAZE**



## Sahara

|                            |                                       |
|----------------------------|---------------------------------------|
| Catalogue Number:          | A97007 (illustrated)                  |
| Heat Output:               | 4.78kW                                |
| Control Options:           | Manual (Electronic on A97039)         |
| Fuel Bed Options:          | Radiant                               |
| Chimney/Flue Requirements: | See icons                             |
| Appliance Dimensions:      | H643mm x W727mm x D232mm              |
| Colour Options:            | Bronze, Pewter/Brass or Pewter/Chrome |
| Efficiency:                | 88%                                   |
| Warranty:                  | 1 Year                                |
| Fuel Source:               | Natural Gas                           |



## Sahara LFE



ROBINSON WILLEY

|                            |                          |
|----------------------------|--------------------------|
| Catalogue Number:          | A97030 (illustrated)     |
| Heat Output:               | 4.4kW                    |
| Control Options:           | Electronic               |
| Fuel Bed Options:          | Coals                    |
| Chimney/Flue Requirements: | See icons                |
| Appliance Dimensions:      | H643mm x W727mm x D250mm |
| Colour Options:            | Bronze or Pewter         |
| Efficiency:                | 88%                      |
| Warranty:                  | 1 Year                   |
| Fuel Source:               | Natural Gas              |



**BLAZE**



## Black Beauty Radiant



|                            |                               |
|----------------------------|-------------------------------|
| Catalogue Number:          | 05347A1                       |
| Heat Output:               | 4.0kW                         |
| Control Options:           | Manual & Electronic (05347E2) |
| Fuel Bed Options:          | Radiant                       |
| Chimney/Flue Requirements: | See icons                     |
| Appliance Dimensions:      | H625mm x W657mm x D204mm      |
| Colour Options:            | Black                         |
| Efficiency:                | 81%                           |
| Warranty:                  | 1 Year                        |
| Fuel Source:               | Natural Gas                   |





## Black Beauty Slimline



|                            |                          |
|----------------------------|--------------------------|
| Catalogue Number:          | 0534101                  |
| Heat Output:               | 4.0kW                    |
| Control Options:           | Manual Side Control      |
| Fuel Bed Options:          | Coals                    |
| Chimney/Flue Requirements: | See icons                |
| Appliance Dimensions:      | H655mm x W657mm x D247mm |
| Colour Options:            | Black                    |
| Efficiency:                | 88%                      |
| Warranty:                  | 1 Year                   |
| Fuel Source:               | Natural Gas              |



## Brava Radiant



|                            |                               |
|----------------------------|-------------------------------|
| Catalogue Number:          | 0534701                       |
| Heat Output:               | 4.0kW                         |
| Control Options:           | Manual & Electronic (05347E1) |
| Fuel Bed Options:          | Radiant                       |
| Chimney/Flue Requirements: | See Icons                     |
| Appliance Dimensions:      | H610mm x W713mm x D193mm      |
| Colour Options:            | Teak                          |
| Efficiency:                | 81%                           |
| Warranty:                  | 1 Year                        |
| Fuel Source:               | Natural Gas                   |



## Firelite Radiant



|                            |                               |
|----------------------------|-------------------------------|
| Catalogue Number:          | 0534761                       |
| Heat Output:               | 4.0kW                         |
| Control Options:           | Manual & Electronic (0534771) |
| Fuel Bed Options:          | Radiant                       |
| Chimney/Flue Requirements: | See icons                     |
| Appliance Dimensions:      | H633mm x W620mm x D205mm      |
| Colour Options:            | Black                         |
| Efficiency:                | 81%                           |
| Warranty:                  | 1 Year                        |
| Fuel Source:               | Natural Gas                   |





**BLAZE**

## Heartbeat



|                            |                          |
|----------------------------|--------------------------|
| Catalogue Number:          | 0533901                  |
| Heat Output:               | 3.6kW                    |
| Control Options:           | Manual Side Control      |
| Fuel Bed Options:          | Coals                    |
| Chimney/Flue Requirements: | See icons                |
| Appliance Dimensions:      | H643mm x W632mm x D212mm |
| Colour Options:            | Black                    |
| Efficiency:                | 78%                      |
| Warranty:                  | 1 Year                   |
| Fuel Source:               | Natural Gas              |



## Valentia Balanced Flue



|                            |                          |
|----------------------------|--------------------------|
| Catalogue Number:          | 0547401                  |
| Heat Output:               | 3.57kW                   |
| Control Options:           | Electronic               |
| Fuel Bed Options:          | Coals                    |
| Chimney/Flue Requirements: | Balanced Flue            |
| Appliance Dimensions:      | H633mm x W646mm x D273mm |
| Colour Options:            | Black and Chrome         |
| Efficiency:                | 88%                      |
| Warranty:                  | 1 Year                   |
| Fuel Source:               | Natural Gas              |



**BLAZE**



**BLAZE**

## Helmsley Radiant



|                            |                          |
|----------------------------|--------------------------|
| Catalogue Number:          | 0534781                  |
| Heat Output:               | 4.0kW                    |
| Control Options:           | Electronic               |
| Fuel Bed Options:          | Radiant                  |
| Chimney/Flue Requirements: | See icons                |
| Appliance Dimensions:      | H630mm x W657mm x D225mm |
| Colour Options:            | Black                    |
| Efficiency:                | 81%                      |
| Warranty:                  | 1 Year                   |
| Fuel Source:               | Natural Gas              |



## Brunswick Gas Stove



|                            |                          |
|----------------------------|--------------------------|
| Catalogue Number:          | 05944X4                  |
| Heat Output:               | 4.0kW                    |
| Control Options:           | Manual                   |
| Fuel Bed Options:          | Coals                    |
| Chimney/Flue Requirements: | Brick Built Chimney      |
| Appliance Dimensions:      | H630mm x W390mm x D440mm |
| Colour Options:            | Black                    |
| Efficiency:                | 81%                      |
| Warranty:                  | 1 Year                   |
| Fuel Source:               | Natural Gas or LPG       |



## Ridlington Gas Stove (Coals)



|                            |                                  |
|----------------------------|----------------------------------|
| Catalogue Number:          | 05944X1                          |
| Heat Output:               | 4.7kW                            |
| Control Options:           | Manual (Remote 05944X5)          |
| Fuel Bed Options:          | Coals                            |
| Chimney/Flue Requirements: | Brick Built Chimney              |
| Appliance Dimensions:      | H650mm x W530mm x D415mm         |
| Colour Options:            | Black                            |
| Efficiency:                | 77%                              |
| Warranty:                  | 1 Year                           |
| Fuel Source:               | Natural Gas or LPG (Manual only) |



## Ridlington Gas Stove (Logs)



|                            |                                  |
|----------------------------|----------------------------------|
| Catalogue Number:          | 05944X6                          |
| Heat Output:               | 4.7kW                            |
| Control Options:           | Manual (Remote 05944X7)          |
| Fuel Bed Options:          | Logs                             |
| Chimney/Flue Requirements: | Brick Built Chimney              |
| Appliance Dimensions:      | H650mm x W530mm x D415mm         |
| Colour Options:            | Black                            |
| Efficiency:                | 77%                              |
| Warranty:                  | 1 Year                           |
| Fuel Source:               | Natural Gas or LPG (Manual only) |







Electric

## What is **3D Dimplex** Optimyst?

Optimyst® is the world's most realistic 3D electric flame effect for those looking for a truly authentic experience, combined with the safety and low maintenance of an electric solution.

Patented by Dimplex, it offers a flame experience that can be enjoyed from all angles, making it perfect for stunning room dividers and see-through fireplaces.

This unique flame effect is generated by an innovative combination of water vapour and light.

### Chassis 400 & 600 **3D Dimplex** Optimyst

|                            |                          |
|----------------------------|--------------------------|
| Catalogue Number:          | ENG600BRE (Engine)       |
| Heat Output:               | 2kW                      |
| Heat Type:                 | Fan Heater               |
| Control Options:           | Remote (Variable Flame)  |
| Fuel Bed Options:          | Logs                     |
| Chimney/Flue Requirements: | N/A                      |
| Appliance Dimensions:      | H700mm x W646mm x D255mm |
| Colour Options:            | N/A                      |
| Warranty:                  | 2 Years                  |
| Fuel Source:               | Electric                 |



Chassis 400 - ENG56-400  
H700mm x W490mm x D255mm







## Cassette 400 & 600 **Dimplex** Optimyst

|                            |                          |
|----------------------------|--------------------------|
| Catalogue Number:          | CAS600NH (Engine)        |
| Heat Output:               | No Heat                  |
| Heat Type:                 | N/A                      |
| Control Options:           | Remote (Variable Flame)  |
| Fuel Bed Options:          | Logs                     |
| Chimney/Flue Requirements: | N/A                      |
| Appliance Dimensions:      | H171mm x W564mm x D216mm |
| Colour Options:            | N/A                      |
| Warranty:                  | 2 Years                  |
| Fuel Source:               | Electric                 |



Cassette 400 - CAS400NH  
H171mm x W405mm x D216mm

## Cassette 500 Retail **Dimplex** Optimyst

|                            |                        |
|----------------------------|------------------------|
| Catalogue Number:          | CAS500R                |
| Heat Output:               | No Heat                |
| Heat Type:                 | N/A                    |
| Control Options:           | Remote                 |
| Fuel Bed Options:          | LED glowing log bed    |
| Chimney/Flue Requirements: | N/A                    |
| Appliance Dimensions:      | H236mm x W508 x D354mm |
| Colour Options:            | N/A                    |
| Warranty:                  | 2 years                |
| Fuel Source:               | Electric               |



\*Suitable for manual fill only cannot be connected to mains water



## Cassette 1000 Retail **Dimplex** Optimyst

|                            |                         |
|----------------------------|-------------------------|
| Catalogue Number:          | CAS1000R                |
| Heat Output:               | No Heat                 |
| Heat Type:                 | N/A                     |
| Control Options:           | Remote                  |
| Fuel Bed Options:          | LED glowing log bed     |
| Chimney/Flue Requirements: | N/A                     |
| Appliance Dimensions:      | H236mm x W1017 x D354mm |
| Colour Options:            | N/A                     |
| Warranty:                  | 2 years                 |
| Fuel Source:               | Electric                |



\*Suitable for manual fill only cannot be connected to mains water

## What is **xDimplex** Optiflame®?

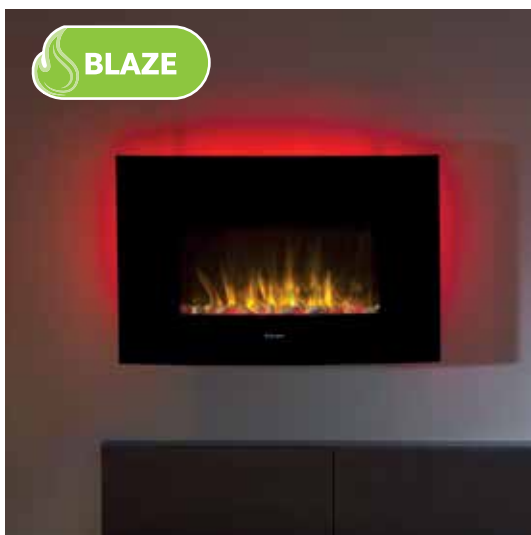
Optiflame® is the original Dimplex electric flame effect, and revolutionised the electric fire market when first launched in 1988.

It creates a mesmerising and lifelike flame that provides warmth and ambiance in any room, with complete safety and the peace of mind of a maintenance free, electric solution.

Endlessly refined and continually evolving, Optiflame® remains the world's most popular electric flame technology.

Optiflame is available in a wide selection of fires across the range.

### **xDimplex** Optiflame



#### Artesia

|                            |                          |
|----------------------------|--------------------------|
| Catalogue Number:          | ART20                    |
| Heat Output:               | 2kW                      |
| Heat Type:                 | Fan Heater               |
| Control Options:           | Remote                   |
| Fuel Bed Options:          | Crystal or White Pebbles |
| Chimney/Flue Requirements: | N/A                      |
| Appliance Dimensions:      | H620mm x W900mm x D215mm |
| Colour Options:            | Black                    |
| Warranty:                  | 1 Year                   |
| Fuel Source:               | Electric                 |



#### Bach

### **xDimplex** Optiflame

|                            |                          |
|----------------------------|--------------------------|
| Catalogue Number:          | BCH20E                   |
| Heat Output:               | 2kW                      |
| Heat Type:                 | Fan Heater               |
| Control Options:           | Remote                   |
| Fuel Bed Options:          | Logs                     |
| Chimney/Flue Requirements: | N/A                      |
| Appliance Dimensions:      | H600mm x W696mm x D183mm |
| Colour Options:            | Black                    |
| Warranty:                  | 1 Year                   |
| Fuel Source:               | Electric                 |







## SP16E



|                            |                           |
|----------------------------|---------------------------|
| Catalogue Number:          | SP16E                     |
| Heat Output:               | 2kW                       |
| Heat Type:                 | Fan Heater                |
| Control Options:           | Remote                    |
| Fuel Bed Options:          | Logs                      |
| Chimney/Flue Requirements: | N/A                       |
| Appliance Dimensions:      | H525mm x W1200mm x D182mm |
| Colour Options:            | Black                     |
| Warranty:                  | 1 Year                    |
| Fuel Source:               | Electric                  |





### Sinton 800 FD



|                            |                                 |
|----------------------------|---------------------------------|
| Catalogue Number:          | AUBISIN800BLK                   |
| Heat Output:               | 1.5kW                           |
| Heat Type:                 | Fan heater                      |
| Control Options:           | Remote                          |
| Fuel Bed Options:          | Logs (Continental Woodland Set) |
| Chimney/Flue Requirements: | N/A                             |
| Appliance Dimensions:      | H762mm x W804mm x D300mm        |
| Colour Options:            | Black                           |
| Warranty:                  | 2 years                         |
| Fuel Source:               | Electric                        |



### Sinton 1030 FD



|                            |                                 |
|----------------------------|---------------------------------|
| Catalogue Number:          | AUBISIN1030BLK                  |
| Heat Output:               | 1.5kW                           |
| Heat Type:                 | Fan heater                      |
| Control Options:           | Remote                          |
| Fuel Bed Options:          | Logs (Continental Woodland Set) |
| Chimney/Flue Requirements: | N/A                             |
| Appliance Dimensions:      | H587mm x W1002mm x D300mm       |
| Colour Options:            | Black                           |
| Warranty:                  | 2 years                         |
| Fuel Source:               | Electric                        |







## Sinton 1250 FD



|                            |                                 |
|----------------------------|---------------------------------|
| Catalogue Number:          | AUBISIN1250BLK                  |
| Heat Output:               | 1.5kW                           |
| Heat Type:                 | Fan heater                      |
| Control Options:           | Remote                          |
| Fuel Bed Options:          | Logs (Continental Woodland Set) |
| Chimney/Flue Requirements: | N/A                             |
| Appliance Dimensions:      | H587mm x W1253mm x D300mm       |
| Colour Options:            | Black                           |
| Warranty:                  | 2 years                         |
| Fuel Source:               | Electric                        |



## Sinton 1500 FD



|                            |                                 |
|----------------------------|---------------------------------|
| Catalogue Number:          | AUBISIN1500BLK                  |
| Heat Output:               | 1.5kW                           |
| Heat Type:                 | Fan heater                      |
| Control Options:           | Remote                          |
| Fuel Bed Options:          | Logs (Continental Woodland Set) |
| Chimney/Flue Requirements: | N/A                             |
| Appliance Dimensions:      | H587mm x W1503mm x D300mm       |
| Colour Options:            | Black                           |
| Warranty:                  | 2 years                         |
| Fuel Source:               | Electric                        |



## Sinton 1800 FD



|                            |                                 |
|----------------------------|---------------------------------|
| Catalogue Number:          | AUBISIN1800BLK                  |
| Heat Output:               | 1.5kW                           |
| Heat Type:                 | Fan heater                      |
| Control Options:           | Remote                          |
| Fuel Bed Options:          | Logs (Continental Woodland Set) |
| Chimney/Flue Requirements: | N/A                             |
| Appliance Dimensions:      | H587mm x W1753mm x D300mm       |
| Colour Options:            | Black                           |
| Warranty:                  | 2 years                         |
| Fuel Source:               | Electric                        |



## What is **DCDimplex** Opti-V?

Opti-V® is the first and original virtual flame technology, patented by Dimplex.

This stunningly authentic fire experience requires no maintenance and delivers a flame image equal to that of a traditional fire, with no emissions and in total safety.

It delivers a virtually perfect flame effect through a magic combination of High Definition video and LEDs.

Opti V® is available in a freestanding stove and built-in fires,



### PGF10

**DCDimplex** Opti-V

|                            |                              |
|----------------------------|------------------------------|
| Catalogue Number:          | PGF10                        |
| Heat Output:               | N/A                          |
| Heat Type:                 | N/A                          |
| Control Options:           | Remote                       |
| Fuel Bed Options:          | Log Effect                   |
| Chimney/Flue Requirements: | N/A                          |
| Appliance Dimensions:      | H450mm x W760mm x D345mm     |
| Colour Options:            | (Graphite Effect Frame Opt.) |
| Warranty:                  | 2 Years                      |
| Fuel Source:               | Electric                     |



### PGF20











**DCDimplex** Opti-V

|                            |                           |
|----------------------------|---------------------------|
| Catalogue Number:          | PGF20                     |
| Heat Output:               | N/A                       |
| Heat Type:                 | N/A                       |
| Control Options:           | Remote                    |
| Fuel Bed Options:          | Log Effect                |
| Chimney/Flue Requirements: | N/A                       |
| Appliance Dimensions:      | H450mm x W1380mm x D345mm |
| Colour Options:            | N/A                       |
| Warranty:                  | 2 Years                   |
| Fuel Source:               | Electric                  |





# Vivente Plus 75 | 100 | 150

-  3 installation options. Can be built in as a 1, 2 or 3-sided fire.
-  Choice of colour Options.
-  Fully adjustable fire image with high-contrast flames for a surprisingly deep and lifelike effect.
-  Powerful fan-assisted heating by safe element that provides additional heating on demand.
-  Optiflame technology, soothing flames with a lit glow bed.
-  Flame Connect app available for smartphone.
-  Flames and lamps use energy-efficient LEDs that require no maintenance and can burn separately.
-  Thanks to the reflective back panel, the flames are even brighter.
-  7 Day Programmable Timer.
-  Comes as standard with ceramic logs - authentic log set is an optional extra.



### Vivente Plus 75



|                            |  |
|----------------------------|--|
| Catalogue Number:          | VWTP75                                       |
| Heat Output:               | 1.5kW  |
| Heat Type:                 | Fan heater                                   |
| Control Options:           | Remote/App Controlled                        |
| Fuel Bed Options:          | Ceramic log set / Optional Authentic Log set |
| Chimney/Flue Requirements: | Brick or False Chimney                       |
| Appliance Dimensions:      | H665mm x W794mm x D321mm                     |
| Colour Options:            | Black  |
| Warranty:                  | 2 years                                      |
| Fuel Source:               | Electric                                     |



Illustrated with Authentic Log set



Illustrated with Authentic Log set

### Vivente Plus 100




|                            |  |
|----------------------------|--|
| Catalogue Number:          | VWTP100                                      |
| Heat Output:               | 1.5kW  |
| Heat Type:                 | Fan heater                                   |
| Control Options:           | Remote/App Controlled                        |
| Fuel Bed Options:          | Ceramic log set / Optional Authentic Log set |
| Chimney/Flue Requirements: | Brick or False Chimney                       |
| Appliance Dimensions:      | H665mm x W1044mm x D321mm                    |
| Colour Options:            | Black  |
| Warranty:                  | 2 years                                      |
| Fuel Source:               | Electric                                     |



### Vivente Plus 150



|                            |  |
|----------------------------|--|
| Catalogue Number:          | VWTP150                                      |
| Heat Output:               | 1.5kW  |
| Heat Type:                 | Fan heater                                   |
| Control Options:           | Remote/App Controlled                        |
| Fuel Bed Options:          | Ceramic log set / Optional Authentic Log set |
| Chimney/Flue Requirements: | Brick or False Chimney                       |
| Appliance Dimensions:      | H665mm x W1544mm x D321mm                    |
| Colour Options:            | Black  |
| Warranty:                  | 2 years                                      |
| Fuel Source:               | Electric                                     |



Illustrated with Ceramic Log set





**BLAZE**

## Ignite XL 50

**Dimplex Optiflame**

|                            |                                   |
|----------------------------|-----------------------------------|
| Catalogue Number:          | XLF50                             |
| Heat Output:               | 2kW                               |
| Heat Type:                 | Fan heater                        |
| Control Options:           | Remote                            |
| Fuel Bed Options:          | Crystals or Driftwood (Accessory) |
| Chimney/Flue Requirements: | N/A                               |
| Appliance Dimensions:      | H419mm x W1306 x D147mm           |
| Colour Options:            | Black                             |
| Warranty:                  | 1 year                            |
| Accessory:                 | Driftwood River Rock (DRR50)      |



Driftwood accessory

## Ignite XL 60

**Dimplex Optiflame**

|                            |                                   |
|----------------------------|-----------------------------------|
| Catalogue Number:          | XLF60                             |
| Heat Output:               | 2kW                               |
| Heat Type:                 | Fan heater                        |
| Control Options:           | Remote                            |
| Fuel Bed Options:          | Crystals or Driftwood (Accessory) |
| Chimney/Flue Requirements: | N/A                               |
| Appliance Dimensions:      | H419mm x W1560 x D147mm           |
| Colour Options:            | Black                             |
| Warranty:                  | 1 year                            |
| Accessory:                 | Driftwood River Rock (DRR74)      |



Driftwood accessory



**BLAZE**



**BLAZE**

## Ignite XL 74

**Dimplex Optiflame**

|                            |                                   |
|----------------------------|-----------------------------------|
| Catalogue Number:          | XLF74                             |
| Heat Output:               | 2kW                               |
| Heat Type:                 | Fan heater                        |
| Control Options:           | Remote                            |
| Fuel Bed Options:          | Crystals or Driftwood (Accessory) |
| Chimney/Flue Requirements: | N/A                               |
| Appliance Dimensions:      | H419mm x W1941 x D147mm           |
| Colour Options:            | Black                             |
| Warranty:                  | 1 year                            |
| Accessory:                 | Driftwood River Rock (DRR74)      |




Driftwood accessory

## Ignite XL 100



|                            |                                   |
|----------------------------|-----------------------------------|
| Catalogue Number:          | XLF100                            |
| Heat Output:               | 2kW                               |
| Heat Type:                 | Fan heater                        |
| Control Options:           | Remote                            |
| Fuel Bed Options:          | Crystals or Driftwood (Accessory) |
| Chimney/Flue Requirements: | N/A                               |
| Appliance Dimensions:      | H419mm x W2576 x D147mm           |
| Colour Options:            | Black                             |
| Warranty:                  | 1 year                            |
| Accessory:                 | Driftwood River Rock (2x DRR50)   |



Driftwood accessory







## Bramdean

**Dimplex** Optimyst


|                            |                          |
|----------------------------|--------------------------|
| Catalogue Number:          | BMD20                    |
| Heat Output:               | 2kW                      |
| Heat Type:                 | Fan Heater               |
| Control Options:           | Remote                   |
| Fuel Bed Options:          | Coals                    |
| Chimney/Flue Requirements: | N/A                      |
| Appliance Dimensions:      | H670mm x W566mm x D217mm |
| Colour Options:            | Black & Brass            |
| Warranty:                  | 1 Year                   |
| Fuel Source:               | Electric                 |



## Kingsley

**Dimplex** Optiflame

|                            |                          |
|----------------------------|--------------------------|
| Catalogue Number:          | KNG20XBR                 |
| Heat Output:               | 2kW                      |
| Heat Type:                 | Fan heater               |
| Control Options:           | Remote                   |
| Fuel Bed Options:          | Coal, Crystals & Logs    |
| Chimney/Flue Requirements: | N/A                      |
| Appliance Dimensions:      | H682mm x W639mm x D194mm |
| Colour Options:            | Brass                    |
| Warranty:                  | 1 year                   |
| Fuel Source:               | Electric                 |



## Kingsley

**Dimplex** Optiflame

|                            |                          |
|----------------------------|--------------------------|
| Catalogue Number:          | KNG20XCH                 |
| Heat Output:               | 2kW                      |
| Heat Type:                 | Fan heater               |
| Control Options:           | Remote                   |
| Fuel Bed Options:          | Coal, Crystals & Logs    |
| Chimney/Flue Requirements: | N/A                      |
| Appliance Dimensions:      | H682mm x W639mm x D194mm |
| Colour Options:            | Chrome                   |
| Warranty:                  | 1 year                   |
| Fuel Source:               | Electric                 |



Ropley



|                            |                          |
|----------------------------|--------------------------|
| Catalogue Number:          | RPL20                    |
| Heat Output:               | 2kW                      |
| Heat Type:                 | Fan Heater               |
| Control Options:           | Remote                   |
| Fuel Bed Options:          | Coals                    |
| Chimney/Flue Requirements: | N/A                      |
| Appliance Dimensions:      | H670mm x W566mm x D217mm |
| Colour Options:            | Black & Brass            |
| Warranty:                  | 1 Year                   |
| Fuel Source:               | Electric                 |







## Abberley FD



|                            |                                     |
|----------------------------|-------------------------------------|
| Catalogue Number:          | AUINABBERFDSCH (illustrated)        |
| Heat Output:               | 1.5kW                               |
| Heat Type:                 | Fan Heater                          |
| Control Options:           | Remote                              |
| Fuel Bed Options:          | Logs (Legacy 6 Log Set)             |
| Chimney/Flue Requirements: | N/A                                 |
| Appliance Dimensions:      | H589mm x W458mm x D300mm            |
| Colour Options:            | Black Nickel, Brass or Satin Chrome |
| Warranty:                  | 2 Years                             |
| Fuel Source:               | Electric                            |



Black Nickel  
(AUINABBERFDNIC)



Brass  
(AUINABBERFDBRS)

## Abberley SL



|                            |                                     |
|----------------------------|-------------------------------------|
| Catalogue Number:          | AUINABBERSLBRS (illustrated)        |
| Heat Output:               | 1.5kW                               |
| Heat Type:                 | Fan heater                          |
| Control Options:           | Remote                              |
| Fuel Bed Options:          | Logs (Legacy 6 Log Set)             |
| Chimney/Flue Requirements: | N/A                                 |
| Appliance Dimensions:      | H589mm x W458mm x D200mm            |
| Colour Options:            | Black Nickel, Brass or Satin Chrome |
| Warranty:                  | 2 years                             |
| Fuel Source:               | Electric                            |



Black Nickel  
(AUINABBERSLNIC)



Satin Chrome  
(AUINABBERSLSCH)

## Abberley SS



|                            |                                     |
|----------------------------|-------------------------------------|
| Catalogue Number:          | AUINABBERSSNIC (illustrated)        |
| Heat Output:               | 1.5kW                               |
| Heat Type:                 | Fan heater                          |
| Control Options:           | Remote                              |
| Fuel Bed Options:          | Logs (Small Log Set)                |
| Chimney/Flue Requirements: | N/A                                 |
| Appliance Dimensions:      | H589mm x W458mm x D146mm            |
| Colour Options:            | Black Nickel, Brass or Satin Chrome |
| Warranty:                  | 2 years                             |
| Fuel Source:               | Electric                            |



Brass  
(AUINABBERSSBRS)



Satin Chrome  
(AUINABBERSSSCH)

## Stanford FD



|                            |                              |
|----------------------------|------------------------------|
| Catalogue Number:          | AUINSTANFFDSCH (illustrated) |
| Heat Output:               | 1.5kW                        |
| Heat Type:                 | Fan Heater                   |
| Control Options:           | Remote                       |
| Fuel Bed Options:          | Logs (Legacy 6 Log Set)      |
| Chimney/Flue Requirements: | N/A                          |
| Appliance Dimensions:      | H589mm x W458mm x D300mm     |
| Colour Options:            | Black Nickel or Satin Chrome |
| Warranty:                  | 2 Years                      |
| Fuel Source:               | Electric                     |



Black Nickel  
(AUINSTANFFDSCH)





## Stanford SL



|                            |                              |
|----------------------------|------------------------------|
| Catalogue Number:          | AUINSTANFSLSCH (illustrated) |
| Heat Output:               | 1.5kW                        |
| Heat Type:                 | Fan heater                   |
| Control Options:           | Remote                       |
| Fuel Bed Options:          | Logs (Legacy 6 Log Set)      |
| Chimney/Flue Requirements: | N/A                          |
| Appliance Dimensions:      | H589mm x W458mm x D200mm     |
| Colour Options:            | Black Nickel or Satin Chrome |
| Warranty:                  | 2 years                      |
| Fuel Source:               | Electric                     |



Black Nickel  
(AUINSTANFSLNIC)

## Stanford SS



|                            |                              |
|----------------------------|------------------------------|
| Catalogue Number:          | AUINSTANFSSNIC (illustrated) |
| Heat Output:               | 1.5kW                        |
| Heat Type:                 | Fan heater                   |
| Control Options:           | Remote                       |
| Fuel Bed Options:          | Logs (Small Log Set)         |
| Chimney/Flue Requirements: | N/A                          |
| Appliance Dimensions:      | H589mm x W458mm x D146mm     |
| Colour Options:            | Black Nickel or Satin Chrome |
| Warranty:                  | 2 years                      |
| Fuel Source:               | Electric                     |



Satin Chrome  
(AUINSTANFSSSCH)

## Atherton



|                            |                          |
|----------------------------|--------------------------|
| Catalogue Number:          | ATH20                    |
| Heat Output:               | 2kW                      |
| Heat Type:                 | Fan Heater               |
| Control Options:           | Remote                   |
| Fuel Bed Options:          | Coals                    |
| Chimney/Flue Requirements: | N/A                      |
| Appliance Dimensions:      | H614mm x W463mm x D196mm |
| Colour Options:            | Black & Brass            |
| Warranty:                  | 1 Year                   |
| Fuel Source:               | Electric                 |



## Balmoral



|                            |                          |
|----------------------------|--------------------------|
| Catalogue Number:          | BAL20BR (illustrated)    |
| Heat Output:               | 2kW                      |
| Heat Type:                 | Fan Heater               |
| Control Options:           | Manual Side Control      |
| Fuel Bed Options:          | Coals                    |
| Chimney/Flue Requirements: | N/A                      |
| Appliance Dimensions:      | H615mm x W463mm x D185mm |
| Colour Options:            | Black, Brass or Chrome   |
| Warranty:                  | 1 Year                   |
| Fuel Source:               | Electric                 |



Chrome  
(BAL20CH)



Black  
(BAL20BL)



## Bellemont

**Dimplex** Optimyst


|                            |                          |
|----------------------------|--------------------------|
| Catalogue Number:          | BLL20                    |
| Heat Output:               | 2kW                      |
| Heat Type:                 | Fan Heater               |
| Control Options:           | Remote                   |
| Fuel Bed Options:          | Coals                    |
| Chimney/Flue Requirements: | N/A                      |
| Appliance Dimensions:      | H614mm x W463mm x D196mm |
| Colour Options:            | Black & Brass            |
| Warranty:                  | 1 Year                   |
| Fuel Source:               | Electric                 |



## Crestmore

**Dimplex** Optimyst

|                            |                          |
|----------------------------|--------------------------|
| Catalogue Number:          | CRS20                    |
| Heat Output:               | 2kW                      |
| Heat Type:                 | Fan Heater               |
| Control Options:           | Remote                   |
| Fuel Bed Options:          | Coals                    |
| Chimney/Flue Requirements: | N/A                      |
| Appliance Dimensions:      | H625mm x W486mm x D207mm |
| Colour Options:            | Brass                    |
| Warranty:                  | 1 Year                   |
| Fuel Source:               | Electric                 |





## Danville



|                            |                                   |
|----------------------------|-----------------------------------|
| Catalogue Number:          | DNV20CH (illustrated)             |
| Heat Output:               | 2kW                               |
| Heat Type:                 | Fan Heater                        |
| Control Options:           | Remote                            |
| Fuel Bed Options:          | Coals                             |
| Chimney/Flue Requirements: | N/A                               |
| Appliance Dimensions:      | H620mm x W520mm x D231mm          |
| Colour Options:            | Ant Brass, Brass, Black or Chrome |
| Warranty:                  | 2 Years                           |
| Fuel Source:               | Electric                          |



Antique Brass  
(DNV20AB)



Brass  
(DNV20BR)



Black  
(DNV20BL)



## Ellister



|                            |                                |
|----------------------------|--------------------------------|
| Catalogue Number:          | ELL20CH                        |
| Heat Output:               | 2kW                            |
| Heat Type:                 | Fan heater                     |
| Control Options:           | Remote                         |
| Fuel Bed Options:          | Coal, Crystals, Logs & Pebbles |
| Chimney/Flue Requirements: | N/A                            |
| Appliance Dimensions:      | H613mm x W517mm x D195mm       |
| Colour Options:            | Chrome                         |
| Warranty:                  | 2 years                        |
| Fuel Source:               | Electric                       |





## Flagstaff

**Dimplex Optimyst**

|                            |                          |
|----------------------------|--------------------------|
| Catalogue Number:          | FLG20                    |
| Heat Output:               | 2kW                      |
| Heat Type:                 | Fan Heater               |
| Control Options:           | Remote                   |
| Fuel Bed Options:          | Coals                    |
| Chimney/Flue Requirements: | N/A                      |
| Appliance Dimensions:      | H614mm x W463mm x D196mm |
| Colour Options:            | Black & Chrome           |
| Warranty:                  | 1 Year                   |
| Fuel Source:               | Electric                 |



## Penngrove

**Dimplex Optimyst**

|                            |                          |
|----------------------------|--------------------------|
| Catalogue Number:          | PNN20                    |
| Heat Output:               | 2kW                      |
| Heat Type:                 | Fan Heater               |
| Control Options:           | Remote                   |
| Fuel Bed Options:          | Coals                    |
| Chimney/Flue Requirements: | N/A                      |
| Appliance Dimensions:      | H625mm x W486mm x D207mm |
| Colour Options:            | Chrome                   |
| Warranty:                  | 1 Year                   |
| Fuel Source:               | Electric                 |



## Pomona

**Dimplex Optimyst**

|                            |                          |
|----------------------------|--------------------------|
| Catalogue Number:          | POM20                    |
| Heat Output:               | 2kW                      |
| Heat Type:                 | Fan Heater               |
| Control Options:           | Remote                   |
| Fuel Bed Options:          | Coals                    |
| Chimney/Flue Requirements: | N/A                      |
| Appliance Dimensions:      | H614mm x W463mm x D196mm |
| Colour Options:            | Black & Chrome           |
| Warranty:                  | 1 Year                   |
| Fuel Source:               | Electric                 |



## Sacramento



|                            |                          |
|----------------------------|--------------------------|
| Catalogue Number:          | SCR20                    |
| Heat Output:               | 2kW                      |
| Heat Type:                 | Fan Heater               |
| Control Options:           | Remote                   |
| Fuel Bed Options:          | Coals                    |
| Chimney/Flue Requirements: | N/A                      |
| Appliance Dimensions:      | H620mm x W520mm x D220mm |
| Colour Options:            | Chrome                   |
| Warranty:                  | 2 Years                  |
| Fuel Source:               | Electric                 |



## Skeldon



|                            |                                |
|----------------------------|--------------------------------|
| Catalogue Number:          | SKL20CH                        |
| Heat Output:               | 2kW                            |
| Heat Type:                 | Fan heater                     |
| Control Options:           | Remote                         |
| Fuel Bed Options:          | Coal, Crystals, Logs & Pebbles |
| Chimney/Flue Requirements: | N/A                            |
| Appliance Dimensions:      | H613mm x W517mm x D205mm       |
| Colour Options:            | Black & Chrome                 |
| Warranty:                  | 2 years                        |
| Fuel Source:               | Electric                       |





## What is **3D**Dimplex **Optiflame**<sup>3D</sup>?

Optiflame 3D offers a new kind of electric flame. For the first time, a 2D effect is given 3D depth, by creating the illusion of seeing through the flames to the back of the fire.

Optiflame 3D gives the power of choice over flame colour and intensity. Add a blue flame to mimic a gas fire or choose a deep orange for a glorious glow. The flame can be adjusted from low to high, or pulsating, plus you can adjust a down light to enhance the drama.

The fuel bed can also be customised with beautiful crystals, realistic logs, coal and pebbles all supplied to create your own unique fuel bed.



### Braemar

### **3D**Dimplex **Optiflame**<sup>3D</sup>

|                            |                                |
|----------------------------|--------------------------------|
| Catalogue Number:          | BMR20BR3D (illustrated)        |
| Heat Output:               | 2kW                            |
| Heat Type:                 | Fan heater                     |
| Control Options:           | Remote                         |
| Fuel Bed Options:          | Coals, Crystals & Logs         |
| Chimney/Flue Requirements: | N/A                            |
| Appliance Dimensions:      | H613mm x W517mm x D185mm       |
| Colour Options:            | Antique Brass, Brass or Chrome |
| Warranty:                  | 2 years                        |
| Fuel Source:               | Electric                       |



Full Trim Brass  
(BMR20AB3D)



Full Trim Chrome  
(BMR20CH3D)

## Dumfries



|                            |                                       |
|----------------------------|---------------------------------------|
| Catalogue Number:          | DMF20BR3D (illustrated)               |
| Heat Output:               | 2kW                                   |
| Heat Type:                 | Fan heater                            |
| Control Options:           | Remote                                |
| Fuel Bed Options:          | Coals, Crystal & Logs                 |
| Chimney/Flue Requirements: | N/A                                   |
| Appliance Dimensions:      | H613mm x W517mm x D202mm              |
| Colour Options:            | Antique Brass, Black, Brass or Chrome |
| Warranty:                  | 2 years                               |
| Fuel Source:               | Electric                              |



Full Trim Chrome (DMF20CH3D)



Full Trim Antique Brass (DMF20AB3D)



Full Trim Black (DMF20BL3D)



## Glencoe



|                            |                                |
|----------------------------|--------------------------------|
| Catalogue Number:          | GLN20BR3D (illustrated)        |
| Heat Output:               | 2kW                            |
| Heat Type:                 | Fan heater                     |
| Control Options:           | Remote                         |
| Fuel Bed Options:          | Coals, Crystal, Logs & Pebbles |
| Chimney/Flue Requirements: | N/A                            |
| Appliance Dimensions:      | H635mm x W517mm x D218mm       |
| Colour Options:            | Brass                          |
| Warranty:                  | 2 years                        |
| Fuel Source:               | Electric                       |







**GLOW**

## Lerwick

**Dimplex Optiflame<sup>3D</sup>**

|                            |                                |
|----------------------------|--------------------------------|
| Catalogue Number:          | LER20BR3D (illustrated)        |
| Heat Output:               | 2kW                            |
| Heat Type:                 | Fan heater                     |
| Control Options:           | Remote                         |
| Fuel Bed Options:          | Coals, Crystal, Logs & Pebbles |
| Chimney/Flue Requirements: | N/A                            |
| Appliance Dimensions:      | H613mm x W517mm x D225mm       |
| Colour Options:            | Brass or Chrome                |
| Warranty:                  | 2 years                        |
| Fuel Source:               | Electric                       |



Chrome  
(LER20CH3D)

## Portree

**Dimplex Optiflame<sup>3D</sup>**

|                            |                                |
|----------------------------|--------------------------------|
| Catalogue Number:          | POR20CH3D                      |
| Heat Output:               | 2kW                            |
| Heat Type:                 | Fan heater                     |
| Control Options:           | Remote                         |
| Fuel Bed Options:          | Coals, Crystal, Logs & Pebbles |
| Chimney/Flue Requirements: | N/A                            |
| Appliance Dimensions:      | H613mm x W517mm x D195mm       |
| Colour Options:            | Chrome                         |
| Warranty:                  | 1 year                         |
| Fuel Source:               | Electric                       |



**BLAZE**





## Skeldon

**Dimplex** **Optiflame<sup>3D</sup>**

|                            |                                |
|----------------------------|--------------------------------|
| Catalogue Number:          | SKL20CH3D                      |
| Heat Output:               | 2kW                            |
| Heat Type:                 | Fan heater                     |
| Control Options:           | Remote                         |
| Fuel Bed Options:          | Coals, Crystal, Logs & Pebbles |
| Chimney/Flue Requirements: | N/A                            |
| Appliance Dimensions:      | H613mm x W517mm x D205mm       |
| Colour Options:            | Black & Chrome                 |
| Warranty:                  | 2 years                        |
| Fuel Source:               | Electric                       |



## Torridon

**Dimplex** **Optiflame<sup>3D</sup>**

|                            |                                |
|----------------------------|--------------------------------|
| Catalogue Number:          | TRR20BN3D                      |
| Heat Output:               | 2kW                            |
| Heat Type:                 | Fan heater                     |
| Control Options:           | Remote                         |
| Fuel Bed Options:          | Coals, Crystal, Logs & Pebbles |
| Chimney/Flue Requirements: | N/A                            |
| Appliance Dimensions:      | H613mm x W517mm x D210mm       |
| Colour Options:            | Black Nickel or Chrome         |
| Warranty:                  | 2 years                        |
| Fuel Source:               | Electric                       |



Chrome  
(TRR20CH3D)



## Clifton 1000 FS



|                            |                                |
|----------------------------|--------------------------------|
| Catalogue Number:          | AUFSCCLIF1000TUW (illustrated) |
| Heat Output:               | 1.5kW                          |
| Heat Type:                 | Fan heater                     |
| Control Options:           | Remote                         |
| Fuel Bed Options:          | Logs (Legacy 6 Log Set)        |
| Chimney/Flue Requirements: | N/A                            |
| Appliance Dimensions:      | H850mm x W1420mm x D320mm      |
| Colour Options:            | Sienna/White or Tungsten/White |
| Warranty:                  | 2 years                        |
| Fuel Source:               | Electric                       |



Sienna/White  
(AUFSCCLIF1000SIW)

## Clifton 1000 WM



|                            |                                |
|----------------------------|--------------------------------|
| Catalogue Number:          | AUWMCLIF1000SIW (illustrated)  |
| Heat Output:               | 1.5kW                          |
| Heat Type:                 | Fan heater                     |
| Control Options:           | Remote                         |
| Fuel Bed Options:          | Logs (Legacy 6 Log Set)        |
| Chimney/Flue Requirements: | N/A                            |
| Appliance Dimensions:      | H725mm x W1470mm x D320mm      |
| Colour Options:            | Sienna/White or Tungsten/White |
| Warranty:                  | 2 years                        |
| Fuel Source:               | Electric                       |



Tungsten/White  
(AUWMCLIF1000TUW)

## Elmdon 850 FS



|                            |                                |
|----------------------------|--------------------------------|
| Catalogue Number:          | AUFSELMD850TUW (illustrated)   |
| Heat Output:               | 1.5kW                          |
| Heat Type:                 | Fan heater                     |
| Control Options:           | Remote                         |
| Fuel Bed Options:          | Logs (Legacy 6 Log Set)        |
| Chimney/Flue Requirements: | N/A                            |
| Appliance Dimensions:      | H850mm x W1370mm x D320mm      |
| Colour Options:            | Sienna/White or Tungsten/White |
| Warranty:                  | 2 years                        |
| Fuel Source:               | Electric                       |



Sienna/White  
(AUFSELMD850SIW)

## Elmdon 850 WM



|                            |                                |
|----------------------------|--------------------------------|
| Catalogue Number:          | AUWMELMD850SIW (illustrated)   |
| Heat Output:               | 1.5kW                          |
| Heat Type:                 | Fan heater                     |
| Control Options:           | Remote                         |
| Fuel Bed Options:          | Logs (Legacy 6 Log Set)        |
| Chimney/Flue Requirements: | N/A                            |
| Appliance Dimensions:      | H725mm x W1370mm x D320mm      |
| Colour Options:            | Sienna/White or Tungsten/White |
| Warranty:                  | 2 years                        |
| Fuel Source:               | Electric                       |



Tungsten/White  
(AUWMELMD850TUW)





## Hanbury 800 FS



|                            |                                 |
|----------------------------|---------------------------------|
| Catalogue Number:          | AUFSHANB800TUW (illustrated)    |
| Heat Output:               | 1.5kW                           |
| Heat Type:                 | Fan heater                      |
| Control Options:           | Remote                          |
| Fuel Bed Options:          | Logs (Continental Woodland Set) |
| Chimney/Flue Requirements: | N/A                             |
| Appliance Dimensions:      | H927mm x W1370mm x D406mm       |
| Colour Options:            | Sienna/White or Tungsten/White  |
| Warranty:                  | 2 years                         |
| Fuel Source:               | Electric                        |



Sienna/White  
(AUFSHANB800SIW)

## Shenstone 1250 FS



|                            |                                 |
|----------------------------|---------------------------------|
| Catalogue Number:          | AUFSSHE1250SIW (illustrated)    |
| Heat Output:               | 1.5kW                           |
| Heat Type:                 | Fan heater                      |
| Control Options:           | Remote                          |
| Fuel Bed Options:          | Logs (Continental Woodland Set) |
| Chimney/Flue Requirements: | N/A                             |
| Appliance Dimensions:      | H877mm x W1620mm x D420mm       |
| Colour Options:            | Sienna/White or Tungsten/White  |
| Warranty:                  | 2 years                         |
| Fuel Source:               | Electric                        |



Tungsten/White  
(AUFSSHE1250TUW)

### Alameda Suite



|                            |                           |
|----------------------------|---------------------------|
| Catalogue Number:          | ALM20E                    |
| Heat Output:               | 2kW                       |
| Heat Type:                 | Fan Heater                |
| Control Options:           | Remote                    |
| Fuel Bed Options:          | Logs                      |
| Chimney/Flue Requirements: | N/A                       |
| Appliance Dimensions:      | H895mm x W1075mm x D300mm |
| Colour Options:            | Stone Effect              |
| Warranty:                  | 2 Years                   |
| Fuel Source:               | Electric                  |



### Burnham Suite



|                            |                         |
|----------------------------|-------------------------|
| Catalogue Number:          | BRN20                   |
| Heat Output:               | 2kW                     |
| Heat Type:                 | Fan heater              |
| Control Options:           | Remote                  |
| Fuel Bed Options:          | Logs                    |
| Chimney/Flue Requirements: | N/A                     |
| Appliance Dimensions:      | H870mm x W920mm x 310mm |
| Colour Options:            | Dove white & Black      |
| Warranty:                  | 2 years                 |
| Fuel Source:               | Electric                |



### Cavalli Suite



|                            |                           |
|----------------------------|---------------------------|
| Catalogue Number:          | CVA20                     |
| Heat Output:               | 2kW                       |
| Heat Type:                 | Fan heater                |
| Control Options:           | Remote                    |
| Fuel Bed Options:          | Logs                      |
| Chimney/Flue Requirements: | N/A                       |
| Appliance Dimensions:      | H911mm x W1140mm x D300mm |
| Colour Options:            | White                     |
| Warranty:                  | 2 years                   |
| Fuel Source:               | Electric                  |





## Chadwick Suite

**Dimplex Optiflame**

|                            |                        |
|----------------------------|------------------------|
| Catalogue Number:          | CDW15XHD               |
| Heat Output:               | 1.5kW                  |
| Heat Type:                 | Fan heater             |
| Control Options:           | Remote                 |
| Fuel Bed Options:          | Logs                   |
| Chimney/Flue Requirements: | N/A                    |
| Appliance Dimensions:      | H915mm x W933 x D297mm |
| Colour Options:            | Stone effect           |
| Warranty:                  | 1 year                 |
| Fuel Source:               | Electric               |



## Mini Mozart Suite

**Dimplex Optiflame**



|                            |                          |
|----------------------------|--------------------------|
| Catalogue Number:          | MMZ15E                   |
| Heat Output:               | 1.5kW                    |
| Heat Type:                 | Fan Heater               |
| Control Options:           | Remote                   |
| Fuel Bed Options:          | Logs                     |
| Chimney/Flue Requirements: | N/A                      |
| Appliance Dimensions:      | H750mm x W700mm x D260mm |
| Colour Options:            | Cream                    |
| Warranty:                  | 1 Year                   |
| Fuel Source:               | Electric                 |



## Mozart Suite

**Dimplex Optiflame**

|                            |                          |
|----------------------------|--------------------------|
| Catalogue Number:          | MZT20E                   |
| Heat Output:               | 2kW                      |
| Heat Type:                 | Fan Heater               |
| Control Options:           | Remote                   |
| Fuel Bed Options:          | Logs                     |
| Chimney/Flue Requirements: | N/A                      |
| Appliance Dimensions:      | H857mm x W920mm x D375mm |
| Colour Options:            | Cream or Black           |
| Warranty:                  | 1 Year                   |
| Fuel Source:               | Electric                 |





### Optimyst Suite



|                            |                          |
|----------------------------|--------------------------|
| Catalogue Number:          | RTOPCS20                 |
| Heat Output:               | 2kW                      |
| Heat Type:                 | Fan Heater               |
| Control Options:           | Remote                   |
| Fuel Bed Options:          | Logs                     |
| Chimney/Flue Requirements: | N/A                      |
| Appliance Dimensions:      | H864mm x W920mm x D316mm |
| Colour Options:            | Warm White               |
| Warranty:                  | 2 Years                  |
| Fuel Source:               | Electric                 |



### Talia Suite



|                            |                           |
|----------------------------|---------------------------|
| Catalogue Number:          | TAL20                     |
| Heat Output:               | 2kW                       |
| Heat Type:                 | Fan Heater                |
| Control Options:           | Remote                    |
| Fuel Bed Options:          | Logs                      |
| Chimney/Flue Requirements: | N/A                       |
| Appliance Dimensions:      | H815mm x W1320mm x D380mm |
| Colour Options:            | White/black               |
| Warranty:                  | 2 Years                   |
| Fuel Source:               | Electric                  |





# Electric Stoves

## Dodford



|                            |                          |
|----------------------------|--------------------------|
| Catalogue Number:          | AUSTDODFORDBLK           |
| Heat Output:               | 2kW                      |
| Heat Type:                 | Fan heater               |
| Control Options:           | Remote                   |
| Fuel Bed Options:          | Logs (Legacy 6 Log Set)  |
| Chimney/Flue Requirements: | N/A                      |
| Appliance Dimensions:      | H679mm x W400mm x D355mm |
| Colour Options:            | Black                    |
| Warranty:                  | 2 years                  |
| Fuel Source:               | Electric                 |



## Finstall




|                            |                           |
|----------------------------|---------------------------|
| Catalogue Number:          | AUSTFINSTALBLK            |
| Heat Output:               | 1.5kW                     |
| Heat Type:                 | Fan heater                |
| Control Options:           | Remote                    |
| Fuel Bed Options:          | Logs (Legacy 6 Log Set)   |
| Chimney/Flue Requirements: | N/A                       |
| Appliance Dimensions:      | H1013mm x W492mm x D341mm |
| Colour Options:            | Black                     |
| Warranty:                  | 2 years                   |
| Fuel Source:               | Electric                  |



## Auberry



|                            |                          |
|----------------------------|--------------------------|
| Catalogue Number:          | AUB20                    |
| Heat Output:               | 2kW                      |
| Heat Type:                 | Fan Heater               |
| Control Options:           | Remote                   |
| Fuel Bed Options:          | Logs                     |
| Chimney/Flue Requirements: | N/A                      |
| Appliance Dimensions:      | H620mm x W480mm x D300mm |
| Colour Options:            | White Gloss              |
| Warranty:                  | 2 Years                  |
| Fuel Source:               | Electric                 |







### Bari

**Dimplex** **Optiflame**



|                            |                          |
|----------------------------|--------------------------|
| Catalogue Number:          | BAR20                    |
| Heat Output:               | 2kW                      |
| Heat Type:                 | Fan heater               |
| Control Options:           | Remote                   |
| Fuel Bed Options:          | Logs                     |
| Chimney/Flue Requirements: | N/A                      |
| Appliance Dimensions:      | H550mm x W440mm x D315mm |
| Colour Options:            | Matt Black               |
| Warranty:                  | 1 year                   |
| Fuel Source:               | Electric                 |



### Bayport

**Dimplex** **Optimyst**

|                            |                          |
|----------------------------|--------------------------|
| Catalogue Number:          | BYP20                    |
| Heat Output:               | 2kW                      |
| Heat Type:                 | Fan Heater               |
| Control Options:           | Remote                   |
| Fuel Bed Options:          | Logs                     |
| Chimney/Flue Requirements: | N/A                      |
| Appliance Dimensions:      | H580mm x W440mm x D280mm |
| Colour Options:            | Black                    |
| Warranty:                  | 1 Year                   |
| Fuel Source:               | Electric                 |



### Beckley

**Dimplex** **Optimyst**

|                            |                          |
|----------------------------|--------------------------|
| Catalogue Number:          | BEC20                    |
| Heat Output:               | 2kW                      |
| Heat Type:                 | Fan Heater               |
| Control Options:           | Remote                   |
| Fuel Bed Options:          | Logs                     |
| Chimney/Flue Requirements: | N/A                      |
| Appliance Dimensions:      | H660mm x W620mm x D390mm |
| Colour Options:            | Black                    |
| Warranty:                  | 2 Years                  |
| Fuel Source:               | Electric                 |



## Brayford



|                            |                           |
|----------------------------|---------------------------|
| Catalogue Number:          | BFD20BRG (Illustrated)    |
| Heat Output:               | 2kW                       |
| Heat Type:                 | Fan Heater                |
| Control Options:           | Remote                    |
| Fuel Bed Options:          | Logs                      |
| Chimney/Flue Requirements: | N/A                       |
| Appliance Dimensions:      | H550mm x W440mm x D315mm  |
| Colour Options:            | Burgundy, Pebble or Slate |
| Warranty:                  | 1 Year                    |
| Fuel Source:               | Electric                  |



Pebble  
(BFD20PEBBLE)



Slate  
(BFD20SLATE)



## Burgate



|                            |                          |
|----------------------------|--------------------------|
| Catalogue Number:          | BRG20                    |
| Heat Output:               | 2kW                      |
| Heat Type:                 | Fan Heater               |
| Control Options:           | Remote                   |
| Fuel Bed Options:          | Logs                     |
| Chimney/Flue Requirements: | N/A                      |
| Appliance Dimensions:      | H660mm x W620mm x D390mm |
| Colour Options:            | Black Gloss              |
| Warranty:                  | 2 Years                  |
| Fuel Source:               | Electric                 |





### Courchevel

**Dimplex** **Optiflame**


|                            |                          |
|----------------------------|--------------------------|
| Catalogue Number:          | CVL20E                   |
| Heat Output:               | 2kW                      |
| Heat Type:                 | Fan Heater               |
| Control Options:           | Remote                   |
| Fuel Bed Options:          | Logs                     |
| Chimney/Flue Requirements: | N/A                      |
| Appliance Dimensions:      | H597mm x W510mm x D340mm |
| Colour Options:            | White                    |
| Warranty:                  | 1 Year                   |
| Fuel Source:               | Electric                 |



### Fortrose

**Dimplex** **Optimyst**


|                            |                          |
|----------------------------|--------------------------|
| Catalogue Number:          | FOR20                    |
| Heat Output:               | 2kW                      |
| Heat Type:                 | Fan Heater               |
| Control Options:           | Remote                   |
| Fuel Bed Options:          | Logs                     |
| Chimney/Flue Requirements: | N/A                      |
| Appliance Dimensions:      | H660mm x W620mm x D390mm |
| Colour Options:            | Black                    |
| Warranty:                  | 2 Years                  |
| Fuel Source:               | Electric                 |



### Fullerton

**Dimplex** **Optiflame**

|                            |                          |
|----------------------------|--------------------------|
| Catalogue Number:          | FLN20                    |
| Heat Output:               | 2kW                      |
| Heat Type:                 | Fan Heater               |
| Control Options:           | Remote                   |
| Fuel Bed Options:          | Logs or Coals            |
| Chimney/Flue Requirements: | N/A                      |
| Appliance Dimensions:      | H660mm x W620mm x D390mm |
| Colour Options:            | Cream                    |
| Warranty:                  | 1 Year                   |
| Fuel Source:               | Electric                 |






## Gosford

**Dimplex Optimyst**

|                            |                          |
|----------------------------|--------------------------|
| Catalogue Number:          | GOS20                    |
| Heat Output:               | 2kW                      |
| Heat Type:                 | Fan Heater               |
| Control Options:           | Remote                   |
| Fuel Bed Options:          | Logs                     |
| Chimney/Flue Requirements: | N/A                      |
| Appliance Dimensions:      | H620mm x W480mm x D300mm |
| Colour Options:            | Black                    |
| Warranty:                  | 2 Years                  |
| Fuel Source:               | Electric                 |



## Laverton

**Dimplex Optiflame<sup>3D</sup>**

|                            |                              |
|----------------------------|------------------------------|
| Catalogue Number:          | LVT203D                      |
| Heat Output:               | 2kW                          |
| Heat Type:                 | Fan heater                   |
| Control Options:           | Remote                       |
| Fuel Bed Options:          | Crystals, Logs & Vermiculite |
| Chimney/Flue Requirements: | N/A                          |
| Appliance Dimensions:      | H680mm x W444mm x D335mm     |
| Colour Options:            | Black                        |
| Warranty:                  | 2 years                      |
| Fuel Source:               | Electric                     |



## Leckford

**Dimplex Optiflame**

|                            |                          |
|----------------------------|--------------------------|
| Catalogue Number:          | LEC20                    |
| Heat Output:               | 2kW                      |
| Heat Type:                 | Fan Heater               |
| Control Options:           | Remote                   |
| Fuel Bed Options:          | Logs or Coals            |
| Chimney/Flue Requirements: | N/A                      |
| Appliance Dimensions:      | H660mm x W620mm x D390mm |
| Colour Options:            | Black                    |
| Warranty:                  | 1 Year                   |
| Fuel Source:               | Electric                 |





### Lucia

**Dimplex** **Optiflame**

|                            |                          |
|----------------------------|--------------------------|
| Catalogue Number:          | LUC20                    |
| Heat Output:               | 2kW                      |
| Heat Type:                 | Fan heater               |
| Control Options:           | Remote                   |
| Fuel Bed Options:          | Logs                     |
| Chimney/Flue Requirements: | N/A                      |
| Appliance Dimensions:      | H597mm x W508mm x D344mm |
| Colour Options:            | Matt Black               |
| Warranty:                  | 1 year                   |
| Fuel Source:               | Electric                 |



### Meribel

**Dimplex** **Optimyst**


|                            |                          |
|----------------------------|--------------------------|
| Catalogue Number:          | MRB20                    |
| Heat Output:               | 2kW                      |
| Heat Type:                 | Fan Heater               |
| Control Options:           | Remote                   |
| Fuel Bed Options:          | Logs                     |
| Chimney/Flue Requirements: | N/A                      |
| Appliance Dimensions:      | H660mm x W620mm x D390mm |
| Colour Options:            | Cream Gloss              |
| Warranty:                  | 2 Years                  |
| Fuel Source:               | Electric                 |



### Oakhurst

**Dimplex** **Optimyst**

|                            |                          |
|----------------------------|--------------------------|
| Catalogue Number:          | OKT20                    |
| Heat Output:               | 2kW                      |
| Heat Type:                 | Fan Heater               |
| Control Options:           | Remote                   |
| Fuel Bed Options:          | Logs                     |
| Chimney/Flue Requirements: | N/A                      |
| Appliance Dimensions:      | H620mm x W480mm x D300mm |
| Colour Options:            | Black                    |
| Warranty:                  | 2 Years                  |
| Fuel Source:               | Electric                 |



## Sunningdale

**Dimplex Opti-V**

|                            |                          |
|----------------------------|--------------------------|
| Catalogue Number:          | SNG20                    |
| Heat Output:               | 2kW                      |
| Heat Type:                 | Fan Heater               |
| Control Options:           | Remote and Volume        |
| Fuel Bed Options:          | Logs                     |
| Chimney/Flue Requirements: | N/A                      |
| Appliance Dimensions:      | H660mm x W630mm x D440mm |
| Colour Options:            | Anthracite               |
| Warranty:                  | 2 Years                  |
| Fuel Source:               | Electric                 |



## Tango

**Dimplex Optiflame**

|                            |                          |
|----------------------------|--------------------------|
| Catalogue Number:          | TNG20E                   |
| Heat Output:               | 2kW                      |
| Heat Type:                 | Fan Heater               |
| Control Options:           | Remote                   |
| Fuel Bed Options:          | Coals                    |
| Chimney/Flue Requirements: | N/A                      |
| Appliance Dimensions:      | H547mm x W440mm x D295mm |
| Colour Options:            | Black                    |
| Warranty:                  | 1 Year                   |
| Fuel Source:               | Electric                 |



## Willowbrook

**Dimplex Optimyst**

|                            |                          |
|----------------------------|--------------------------|
| Catalogue Number:          | WLL20                    |
| Heat Output:               | 2kW                      |
| Heat Type:                 | Fan Heater               |
| Control Options:           | Remote                   |
| Fuel Bed Options:          | Logs                     |
| Chimney/Flue Requirements: | N/A                      |
| Appliance Dimensions:      | H582mm x W440mm x D305mm |
| Colour Options:            | Black                    |
| Warranty:                  | 1 Year                   |
| Fuel Source:               | Electric                 |





The background of the entire page is a close-up, high-contrast image of flames. The colors range from deep reds and oranges to bright yellows and whites, with a blurred, dynamic quality that suggests intense heat and movement.

# **STEARN**

*The Fires Specialist*

## The Fires Index

| Manufacturer | Product Name              | Cat No.   | Heat Output | Control | Fuel Bed | Flue Req.  | Dimensions (mm) | Colour Options | Efficiency | Warranty | Fuel Source | Page No.            |
|--------------|---------------------------|-----------|-------------|---------|----------|------------|-----------------|----------------|------------|----------|-------------|---------------------|
| <b>Gas</b>   |                           |           |             |         |          |            |                 |                |            |          |             | <b>Wall Mounted</b> |
| Flavel       | Curve Black               | FCR00RN   | 4.0KW       | R       | F        | PF/PCF/BBC | H635xW870xD166  | BLK            | 68.3%      | 7 Yr     | NG          | 4                   |
| Flavel       | Finesse                   | FSRPYMN   | 2.7KW       | M       | P/C      | PF/PCF/BBC | H690xW560xD175  | CHR            | 48%        | 7 Yr     | NG          | 4                   |
| Flavel       | Rocco HE                  | FPHL21RN2 | 3.6KW       | R       | L        | PF/BBC     | H613xW910xD385  | CHR/BLK        | 73.9%      | 7 Yr     | NG          | 5                   |
| Flavel       | Windsor Contemporary Plus | FSPCHWMN  | 4.0KW       | M       | P/C      | PF/PCF/BBC | H671xW512xD125  | CHR            | 66.8%      | 7 Yr     | NG          | 5                   |

| Manufacturer | Product Name                  | Cat No.   | Heat Output | Control | Fuel Bed | Flue Req.  | Dimensions (mm) | Colour Options        | Efficiency | Warranty | Fuel Source | Page No.     |
|--------------|-------------------------------|-----------|-------------|---------|----------|------------|-----------------|-----------------------|------------|----------|-------------|--------------|
| <b>Gas</b>   |                               |           |             |         |          |            |                 |                       |            |          |             | <b>Inset</b> |
| Flavel       | Calibre                       | FBFC37MN2 | 3.9KW       | M/R/E   | C        | BF         | H595xW500xD185  | CHR/BRS               | 93.5%      | 7 Yr     | NG/LPG      | 5            |
| Flavel       | Caress Traditional HE         | FHEC41SN  | 3.9KW       | M/S/R   | C        | PF/BBC     | H615xW510xD230  | BRS/CHR               | 86%        | 7 Yr     | NG/LPG      | 5            |
| Flavel       | Caress Plus Traditional       | FKPC41SN  | 4.2KW       | S       | C        | PF/BBC     | H615xW510xD170  | BRS/CHR               | 68.3%      | 7 Yr     | NG          | 6            |
| Flavel       | Decadence HE Gold             | FHKCDBRN3 | 3.4KW       | M/R     | C        | PF/PCF/BBC | H631xW529xD180  | GLD/SLV/BNL           | 84.3%      | 7 Yr     | NG          | 6            |
| Flavel       | Decadence Plus Gold           | FKPCDBRN2 | 4.2KW       | M/S/R   | C        | PF/PCF/BBC | H631xW529xD170  | GLD/SLV/BNL           | 68.3%      | 7 Yr     | NG          | 6            |
| Flavel       | Expression Plus               | FKPCEPRN2 | 4.2KW       | M/S/R   | C        | PF/PCF/BBC | H599xW500xD170  | CHR                   | 68.3%      | 7 Yr     | NG          | 7            |
| Flavel       | Kenilworth Plus               | FKPC37SN  | 4.2KW       | S       | C        | PF/PCF/BBC | H595xW500xD170  | BRS/BLK/CHR           | 68.3%      | 7 Yr     | NG          | 7            |
| Flavel       | Orchestra BF                  | FBFN98G   | 2.7KW       | M       | C        | BF         | H620xW470xD125  | SATSLV/BRS            | 80%        | 7 Yr     | NG          | 7            |
| Flavel       | Rhapsody Plus                 | FKPCBBSN  | 4.2KW       | S       | C        | PF/BBC     | H605xW491xD170  | BRS/BLK/CHR/ABRS      | 68.3%      | 7 Yr     | NG          | 8            |
| Flavel       | Richmond Plus                 | FOPC12SN  | 4.1KW       | S       | C        | PF/BBC     | H600xW498xD223  | BRS/BLK/CHR           | 66.7%      | 7 Yr     | NG          | 8            |
| Flavel       | Romance                       | FLBLBCMN  | 4.0KW       | M/R     | L        | PF/BBC     | H598xW497xD253  | BNBLK/BNBLK/SATSLVCHR | 82.3%      | 7 Yr     | NG          | 9            |
| Flavel       | Windsor Contemporary          | FSRPUOMN  | 2.7KW       | M       | P/C/DW   | PF/PCF/BBC | H592xW475xD120  | CHR/SATSLV/BRS        | 56%        | 7 Yr     | NG          | 9            |
| Flavel       | Windsor Contemporary HE       | FSHCUOMN  | 2.9KW       | M       | C/P      | PF/PCF/BBC | H592xW475xD125  | CHR/BRS               | 81.3%      | 7 Yr     | NG          | 10           |
| Flavel       | Windsor Traditional           | FSRC1PMN  | 2.7KW       | M       | C        | PF/PCF/BBC | H592xW475xD120  | BRS/CHR               | 81.3%      | 7 Yr     | NG          | 10           |
| Flavel       | Windsor Traditional HE        | FSHC11SN2 | 2.9KW       | M/S     | C        | PF/PCF/BBC | H592xW475xD125  | BRS/CHR               | 81.3%      | 7 Yr     | NG          | 10           |
| Valor Blaze  | Blenheim Slimline             | 05956D6   | 3.1KW       | M       | C        | PF/PCF/BBC | H585xW450xD115  | CHR/BRS/BLK           | 56%        | 1 Yr     | NG/LPG      | 11           |
| Valor Blaze  | Blenheim Slimline             | 400000713 | 3.1KW       | M       | C        | PF/PCF/BBC | H588xW450xD115  | CHR                   | 51%        | 1 Yr     | NG/LPG      | 11           |
| Valor Blaze  | Dream 945 FD Convactor        | 400001732 | 4.0KW       | S       | C        | PF/BBC     | H636xW518xD235  | BRS/BLK/CHR           | 64.5%      | 1 Yr     | NG/LPG      | 11           |
| Valor Blaze  | Dream FD HE                   | 0576111   | 3.85KW      | S       | C        | PF/BBC     | H636xW518xD186  | CHR/PGLD/BLK          | 85%        | 1 Yr     | NG          | 12           |
| Valor Blaze  | Dream Slimline Convactor      | 05750T1   | 3.3KW       | S       | C        | PF/PCF/BBC | H636xW518xD135  | CHR/PGLD/BLK          | 61%        | 1 Yr     | NG/LPG      | 12           |
| Valor Blaze  | Dream Slimline HE             | 0596321   | 3.1KW       | S       | C        | PF/PCF/BBC | H636xW518xD79   | CHR/PGLD/BLK          | 80%        | 1 Yr     | NG          | 12           |
| Valor Blaze  | Harmony FD HE                 | 0576141   | 3.85KW      | S       | C        | PF/BBC     | H631xW546xD186  | BLK/SLV/CHA           | 85%        | 1 Yr     | NG          | 13           |
| Valor Blaze  | Majestic Decorative           | 0593901   | 6.85KW      | M       | C        | PF/BBC     | H N/AxW380xD193 | BLK                   | N/A        | 1 Yr     | NG          | 13           |
| Valor Blaze  | Petrus FD HE                  | 05961E1   | 3.85KW      | S       | C        | PF/BBC     | H636xW518xD186  | BLKCHR/SLVCHR         | 85%        | 1 Yr     | NG          | 13           |
| Valor Blaze  | Petrus Slimline HE            | 0596341   | 3.1KW       | S       | C        | PF/PCF/BBC | H636xW518xD79   | SLVCHR/BLKCHR         | 80%        | 1 Yr     | NG          | 14           |
| Valor Blaze  | Seattle Slimline              | 0595603   | 3.1KW       | M       | P        | PF/PCF/BBC | H588xW450xD115  | BRCR                  | 56%        | 1 Yr     | NG/LPG      | 14           |
| Valor Blaze  | Modenza HE                    | 0560012   | 3.8KW       | S       | L        | BBC        | H470xW646xD293  | BRCR/CHR              | 75%        | 1 Yr     | NG          | 14           |
| Valor Studio | Allure FD Convactor Cast      | 400001721 | 4.0KW       | S       | C        | PF/BBC     | H636xW518xD235  | BLK/BRS/CHR           | 64.5%      | 1 Yr     | NG/LPG      | 15           |
| Valor Studio | Allure FD Convactor Full      | 05945FSA1 | 4.0KW       | M/S/R   | C        | PF/BBC     | H615xW506xD235  | BLK/BRS/BRCR/CHR      | 64.5%      | 1 Yr     | NG/LPG      | 16           |
| Valor Studio | Allure FD Convactor Full      | 05945FSA2 | 4.0KW       | M/S/R   | C        | PF/BBC     | H615xW506xD235  | BLK/BRS/BRCR/CHR      | 64.5%      | 1 Yr     | NG/LPG      | 16           |
| Valor Studio | Allure FD Convactor Inlay     | 05945FSA5 | 4.0KW       | M/S/R   | C        | PF/BBC     | H615xW506xD235  | BLK/BRS/BRCR/CHR      | 64.5%      | 1 Yr     | NG/LPG      | 17           |
| Valor Studio | Allure FD Convactor Full      | 05945FSA4 | 4.0KW       | M/S/R   | C        | PF/BBC     | H615xW506xD235  | BLK/BRS/BRCR/CHR      | 64.5%      | 1 Yr     | NG/LPG      | 17           |
| Valor Studio | Allure FD Convactor Inlay     | 05945FSA7 | 4.0KW       | M/S/R   | C        | PF/BBC     | H615xW506xD235  | BLK/BRS/BRCR/CHR      | 64.5%      | 1 Yr     | NG/LPG      | 18           |
| Valor Blaze  | Trueflame FD HE Half Trim     | 0596172   | 3.85KW      | S       | C        | PF/BBC     | H610xW500xD186  | BRS/CHR               | 85%        | 1 Yr     | NG          | 19           |
| Valor Blaze  | Trueflame FD HE Half Trim     | 0596162   | 3.85KW      | S       | C        | PF/BBC     | H610xW500xD186  | BRS/CHR               | 85%        | 1 Yr     | NG          | 19           |
| Valor Blaze  | Trueflame FD HE Full Trim     | 0596152   | 3.85KW      | S       | C        | PF/BBC     | H621xW522xD186  | BRS/CHR               | 85%        | 1 Yr     | NG          | 20           |
| Valor Blaze  | Trueflame FD HE Full Trim     | 0596152   | 3.85KW      | S       | C        | PF/BBC     | H621xW522xD186  | BRS/CHR               | 85%        | 1 Yr     | NG          | 20           |
| Valor Blaze  | Trueflame FD HE Full Trim     | 0596142   | 3.85KW      | S       | C        | PF/BBC     | H621xW522xD186  | BRS/CHR               | 85%        | 1 Yr     | NG          | 21           |
| Valor Blaze  | Excelsior Slimline Convactor  | 0595351   | 3.3KW       | S       | C        | PF/PCF/BBC | H636xW518xD135  | BNL/PGLD              | 61%        | 1 Yr     | NG/LPG      | 22           |
| Valor Blaze  | Excelsior Slimline HE         | 0596394   | 3.1KW       | S       | C        | PF/PCF/BBC | H636xW518xD79   | PGLD/BNL              | 80%        | 1 Yr     | NG          | 22           |
| Valor Blaze  | Excelsior FD HE               | 0596132   | 3.85KW      | S       | C        | PF/BBC     | H636xW518xD186  | BNL/PGLD              | 85%        | 1 Yr     | NG          | 22           |
| Valor Blaze  | Masquerade FD HE              | 0596102   | 3.85KW      | S       | C        | PF/BBC     | H636xW518xD186  | PGLD/BNL              | 85%        | 1 Yr     | NG          | 23           |
| Valor Blaze  | Masquerade Slimline Convactor | 0595321   | 3.3KW       | S       | C        | PF/PCF/BBC | H636xW518xD135  | PGLD/BNL              | 61%        | 1 Yr     | NG/LPG      | 23           |
| Valor Blaze  | Masquerade Slimline HE        | 0596393   | 3.1KW       | S       | C        | PF/PCF/BBC | H636xW518xD79   | BNL/PGLD              | 80%        | 1 Yr     | NG          | 23           |
| Valor Blaze  | Masquerade FD Convactor       | 0594012   | 4.0KW       | S       | C        | PF/BBC     | H636xW518xD235  | BNL/PGLD              | 64%        | 1 Yr     | NG/LPG      | 26           |

# Fires Index

| Manufacturer | Product Name                | Cat No.     | Heat Output | Control | Fuel Bed | Flue Req.  | Dimensions (mm) | Colour Options      | Efficiency | Warranty | Fuel Source           | Page No. |
|--------------|-----------------------------|-------------|-------------|---------|----------|------------|-----------------|---------------------|------------|----------|-----------------------|----------|
| <b>Gas</b>   |                             |             |             |         |          |            |                 |                     |            |          |                       |          |
|              |                             |             |             |         |          |            |                 |                     |            |          | <b>Inspire Suites</b> |          |
| Valor Studio | Inspire 400                 | 05401FSA7B1 | 4.0KW       | S/R     | L        | BBC        | H574xW446xD293  | CHR/ANT/BLK/BRCR    | 84.5%      | 2 Yr     | NG                    | 26       |
| Valor Studio | Inspire 500                 | 05500FSA2B1 | 4.0KW       | S/R     | L        | BBC        | H574xW546xD268  | CHR/ANT/BLK/BRCR    | 80%        | 2 Yr     | NG                    | 26       |
| Valor Studio | Inspire 600                 | 05600FSA1B1 | 4.0KW       | S/R     | L        | BBC        | H470xW646xD294  | CHR/ANT/BLK/BRCR    | 75%        | 2 Yr     | NG                    | 26       |
| Valor Studio | Inspire 800                 | 05800FSA2B2 | 4.6KW       | S/R     | L        | BBC        | H470xW846xD294  | CHR/ANT/BLK/BRCR    | 80%        | 2 Yr     | NG                    | 27       |
| Valor Studio | Inspire 1000                | 05100FSA3B1 | 4.9KW       | S/R     | L        | BBC        | H470xW968xD294  | ANT/CHR/BLK/BRCR    | 78%        | 2 Yr     | NG                    | 27       |
| <b>Gas</b>   |                             |             |             |         |          |            |                 |                     |            |          |                       |          |
|              |                             |             |             |         |          |            |                 |                     |            |          | <b>Outset</b>         |          |
| Flavel       | Firenza                     | FFIRROMN    | 3.8KW       | M       | R        | PF/PCF/BBC | H658xW506xD222  | BRZ/BLK             | 80.1%      | 7 Yr     | NG                    | 28       |
| Flavel       | Misermatic                  | FORMTOEN    | 5.2KW       | M       | R        | PF/PCF/BBC | H615xW800xD200  | TEA/MAH/BLK/OAK     | 82%        | 7 Yr     | NG                    | 28       |
| Flavel       | Regent                      | FRGCNOEN    | 4.5KW       | M       | R        | PF/PCF/BBC | H680xW710xD255  | BLK/BRZ             | 74%        | 7 Yr     | NG                    | 28       |
| Flavel       | Regent LFE                  | FRLCNOEN2   | 3.3KW       | M/R     | C        | PF/PCF/BBC | H680xW710xD255  | BLK/BRZ             | 59.3%      | 7 Yr     | NG                    | 29       |
| Flavel       | Renoir                      | FRECNOEN    | 4.2KW       | M/R     | C        | PF/PCF/BBC | H703xW684xD324  | BLK/BRZ             | 78.7%      | 7 Yr     | NG                    | 29       |
| Flavel       | Strata                      | FORSBLEN    | 5.2KW       | M       | R        | PF/PCF/BBC | H630xW715xD210  | BLK/BRN/CRM         | 82%        | 7 Yr     | NG                    | 29       |
| Flavel       | Welcome                     | FWERNOEN    | 4.5KW       | M       | R        | PF/PCF/BBC | H680xW718xD310  | BLK/BRZ             | 74%        | 7 Yr     | NG                    | 30       |
| RW Blaze     | Firecharm LFE               | A98003      | 4.4KW       | M       | C        | PF/PCF/BBC | H635xW650xD241  | BLK/BRZ             | 88%        | 1 Yr     | NG                    | 30       |
| RW Blaze     | Firecharm RS                | A99028      | 3.57KW      | M       | C        | BF         | H633xW646xD273  | BRZ/BLK             | 88%        | 1 Yr     | NG                    | 30       |
| RW Blaze     | Firegem Visa                | A85014      | 4.87KW      | M       | R        | PF/PCF/BBC | H540xW660xD196  | OLV/BLK&CHR/BLK&BRS | 89%        | 1 Yr     | NG                    | 31       |
| RW Blaze     | Firegem Visa Deluxe         | A86005      | 4.87KW      | M       | R        | PF/PCF/BBC | H556xW695xD198  | TEA                 | 89%        | 1 Yr     | NG                    | 31       |
| RW Blaze     | Firegem Visa Highline       | A85056      | 4.87KW      | M       | R        | PF/PCF/BBC | H622xW660xD196  | BLK&CHR/BLK&BRS/OLV | 89%        | 1 Yr     | NG                    | 31       |
| RW Blaze     | Sahara                      | A97007      | 4.78KW      | M       | R        | PF/PCF/BBC | H643xW727xD232  | PEW&CHR/PEW&BRS/BRZ | 88%        | 1 Yr     | NG                    | 32       |
| RW Blaze     | Sahara LFE                  | A97030      | 4.4KW       | M       | C        | PF/PCF/BBC | H643xW727xD250  | BRZ/PEW             | 88%        | 1 Yr     | NG                    | 32       |
| Valor Blaze  | Black Beauty Radiant        | 05347A1     | 4.0KW       | M       | R        | PF/PCF/BBC | H625xW657xD204  | BLK                 | 81%        | 1 Yr     | NG                    | 32       |
| Valor Blaze  | Black Beauty Slimline       | 0534101     | 4.0KW       | M/S     | C        | PF/PCF/BBC | H655xW657xD247  | BLK                 | 88%        | 1 Yr     | NG                    | 33       |
| Valor Blaze  | Brava Radiant               | 0534701     | 4.0KW       | M       | R        | PF/PCF/BBC | H610xW713xD193  | TEA                 | 81%        | 1 Yr     | NG                    | 33       |
| Valor Blaze  | Firelite Radiant            | 0534761     | 4.0KW       | M       | R        | PF/PCF/BBC | H633xW620xD205  | BLK                 | 81%        | 1 Yr     | NG                    | 33       |
| Valor Blaze  | Heartbeat                   | 0533901     | 3.6KW       | M/S     | C        | PF/PCF/BBC | H643xW632xD212  | BLK                 | 78%        | 1 Yr     | NG                    | 34       |
| Valor Blaze  | Valentia Balanced Flue      | 0534701     | 3.57KW      | M       | C        | BF         | H633xW646xD273  | BLK&CHR             | 88%        | 1 Yr     | NG                    | 34       |
| Valor Blaze  | Helmsety Radiant            | 0534781     | 4.0KW       | M       | R        | PF/PCF/BBC | H630xW657xD225  | BLK                 | 81%        | 1 Yr     | NG                    | 34       |
| Valor Blaze  | Brunswick Gas Stove         | 05944X4     | 4.0KW       | M       | C        | BBC        | H630xW390xD440  | BLK                 | 81%        | 1 Yr     | NG/LPG                | 35       |
| Valor Blaze  | Ridlington Gas Stove (Coal) | 05944X1     | 4.7KW       | M       | C        | BBC        | H650xW530xD415  | BLK                 | 77%        | 1 Yr     | NG/LPG                | 35       |
| Valor Blaze  | Ridlington Gas Stove (Logs) | 05944X6     | 4.7KW       | M       | L        | BBC        | H650xW530xD415  | BLK                 | 77%        | 1 Yr     | NG                    | 35       |

**STEARN**  
The Fires Specialist

**EXPERTS IN CO ALARMS**



| Manufacturer                  | Product Name           | Cat No.        | Heat Output | Heat Type | Control | Fuel Bed | Flue Req. | Dimensions (mm) | Colour Options   | Warranty | Fuel Source | Page No. |
|-------------------------------|------------------------|----------------|-------------|-----------|---------|----------|-----------|-----------------|------------------|----------|-------------|----------|
| <b>Electric Engines</b>       |                        |                |             |           |         |          |           |                 |                  |          |             |          |
| Dimplex Optimyst Studio       | Chassis 400 & 600      | ENG600BRE      | 2.0kW       | FH        | R       | L        | N/A       | H700xW646xD255  | N/A              | 2 Yr     | E           | 37       |
| Dimplex Optimyst Studio       | Cassette 400 & 600 LED | CAS600NH       | N/A         | N/A       | R       | L        | N/A       | H171xW564xD216  | N/A              | 2 Yr     | E           | 38       |
| Dimplex Optimyst Studio       | Cassette 500 Retail    | CAS500R        | N/A         | N/A       | R       | L&LED    | N/A       | H236xW508xD354  | N/A              | 2 Yr     | E           | 38       |
| Dimplex Optimyst Studio       | Cassette 1000 Retail   | CAS1000R       | N/A         | N/A       | R       | L&LED    | N/A       | H236xW1017xD354 | N/A              | 2 Yr     | E           | 38       |
| <b>Electric Wall Hung</b>     |                        |                |             |           |         |          |           |                 |                  |          |             |          |
| Dimplex Optiflame Blaze       | Artesia                | ART20          | 2.0kW       | FH        | R       | CR/WP    | N/A       | H620xW900xD215  | BLK              | 1 Yr     | E           | 39       |
| Dimplex Optiflame Blaze       | Bach                   | BCH20E         | 2.0kW       | FH        | R       | L        | N/A       | H600xW696xD183  | BLK              | 1 Yr     | E           | 39       |
| Dimplex Optiflame Blaze       | SP16E                  | SP16E          | 2.0kW       | FH        | R       | L        | N/A       | H525xW1200xD182 | BLK              | 1 Yr     | E           | 40       |
| <b>Electric Built In</b>      |                        |                |             |           |         |          |           |                 |                  |          |             |          |
| Aura                          | Sinton 800 FD          | AUBISIN800BLK  | 1.5kW       | FH        | R       | L        | N/A       | H762xW804xD300  | BLK              | 2 Yr     | E           | 41       |
| Aura                          | Sinton 1030 FD         | AUBISIN1030BLK | 1.5kW       | FH        | R       | L        | N/A       | H587xW1002xD300 | BLK              | 2 Yr     | E           | 41       |
| Aura                          | Sinton 1250 FD         | AUBISIN1250BLK | 1.5kW       | FH        | R       | L        | N/A       | H587xW1253xD300 | BLK              | 2 Yr     | E           | 42       |
| Aura                          | Sinton 1500 FD         | AUBISIN1500BLK | 1.5kW       | FH        | R       | L        | N/A       | H587xW1503xD300 | BLK              | 2 Yr     | E           | 42       |
| Aura                          | Sinton 1800 FD         | AUBISIN1800BLK | 1.5kW       | FH        | R       | L        | N/A       | H587xW1753xD300 | BLK              | 2 Yr     | E           | 42       |
| Dimplex Opti-V Studio         | PGF10                  | PGF10          | N/A         | N/A       | R       | LCD      | N/A       | H450xW760xD345  | GRA              | 2 Yr     | E           | 43       |
| Dimplex Opti-V Studio         | PGF20                  | PGF20          | N/A         | N/A       | R       | LCD      | N/A       | H450xW1380xD345 | N/A              | 2 Yr     | E           | 43       |
| <b>Electric Vivente</b>       |                        |                |             |           |         |          |           |                 |                  |          |             |          |
| Dimplex Optiflame3D Studio    | Vivente Plus 75        | VVTP75         | 1.5kW       | FH        | R/V     | L        | N/A       | H665xW794xD321  | BLK              | 2 Yr     | E           | 45       |
| Dimplex Optiflame3D Studio    | Vivente Plus 100       | VVTP100        | 1.5kW       | FH        | R/V     | L        | N/A       | H665xW1044xD321 | BLK              | 2 Yr     | E           | 45       |
| Dimplex Optiflame3D Studio    | Vivente Plus 150       | VVTP150        | 1.5kW       | FH        | R/V     | L        | N/A       | H665xW1544xD321 | BLK              | 2 Yr     | E           | 45       |
| <b>Electric Ignite</b>        |                        |                |             |           |         |          |           |                 |                  |          |             |          |
| Dimplex Optiflame Blaze       | Ignite XL 50           | XLF50          | 2.0kW       | FH        | R       | CR/DW    | N/A       | H419xW1306xD147 | BLK              | 1 Yr     | E           | 46       |
| Dimplex Optiflame Blaze       | Ignite XL 60           | XLF60          | 2.0kW       | FH        | R       | CR/DW    | N/A       | H419xW1560xD147 | BLK              | 1 Yr     | E           | 46       |
| Dimplex Optiflame Blaze       | Ignite XL 74           | XLF74          | 2.0kW       | FH        | R       | CR/DW    | N/A       | H419xW1941xD147 | BLK              | 1 Yr     | E           | 46       |
| Dimplex Optiflame Blaze       | Ignite XL 100          | XLF100         | 2.0kW       | FH        | R       | CR/DW    | N/A       | H419xW2576xD147 | BLK              | 1 Yr     | E           | 47       |
| <b>Electric Free Standing</b> |                        |                |             |           |         |          |           |                 |                  |          |             |          |
| Dimplex Optimyst Blaze        | Bramdean               | BMD20          | 2.0kW       | FH        | R       | C        | N/A       | H670xW566xD217  | BLK&BRS          | 1 Yr     | E           | 48       |
| Dimplex Optiflame Blaze       | Kingsley               | KNG20XBR       | 2.0kW       | FH        | R       | C/L/CR   | N/A       | H682xW639xD194  | BRS              | 1 Yr     | E           | 48       |
| Dimplex Optiflame Blaze       | Kingsley               | KNG20XCH       | 2.0kW       | FH        | R       | C/L/CR   | N/A       | H682xW639xD194  | CHR              | 1 Yr     | E           | 48       |
| Dimplex Optimyst Blaze        | Ropley                 | RPL20          | 2.0kW       | FH        | R       | C        | N/A       | H670xW566xD217  | BLK&BRS          | 1 Yr     | E           | 49       |
| <b>Electric Inset</b>         |                        |                |             |           |         |          |           |                 |                  |          |             |          |
| Aura                          | Abberley FD            | AUINABBERFDSCH | 1.5kW       | FH        | R       | L        | N/A       | H589xW458xD300  | BNL/BRS/SATCHR   | 2 Yr     | E           | 50       |
| Aura                          | Abberley SL            | AUINABBERSLBR  | 1.5kW       | FH        | R       | L        | N/A       | H589xW458xD200  | BNL/BRS/SATCHR   | 2 Yr     | E           | 50       |
| Aura                          | Abberley SS            | AUINABBERSNIC  | 1.5kW       | FH        | R       | L        | N/A       | H589xW458xD146  | BNL/BRS/SATCHR   | 2 Yr     | E           | 51       |
| Aura                          | Stanford FD            | AUINSTANFFDSCH | 1.5kW       | FH        | R       | L        | N/A       | H589xW458xD300  | BNL/SATCHR       | 2 Yr     | E           | 51       |
| Aura                          | Stanford SL            | AUINSTANFSLSCH | 1.5kW       | FH        | R       | L        | N/A       | H589xW458xD200  | BNL/SATCHR       | 2 Yr     | E           | 52       |
| Aura                          | Stanford SS            | AUINSTANFSSNIC | 1.5kW       | FH        | R       | L        | N/A       | H589xW458xD146  | BNL/SATCHR       | 2 Yr     | E           | 52       |
| Dimplex Optimyst Blaze        | Atherton               | ATH20          | 2.0kW       | FH        | R       | C        | N/A       | H614xW463xD196  | BLK&BRS          | 1 Yr     | E           | 53       |
| Dimplex Optimyst Blaze        | Balmoral               | BAL20BR        | 2.0kW       | FH        | S       | C        | N/A       | H615xW463xD185  | BLK/BRS/CHR      | 1 Yr     | E           | 53       |
| Dimplex Optimyst Blaze        | Bellemont              | BLL20          | 2.0kW       | FH        | R       | C        | N/A       | H614xW463xD196  | BRS/BLK          | 1 Yr     | E           | 54       |
| Dimplex Optimyst Blaze        | Crestmore              | CRS20          | 2.0kW       | FH        | R       | C        | N/A       | H625xW486xD207  | BRS              | 1 Yr     | E           | 54       |
| Dimplex Optimyst Glow         | Darville               | DNV20CH        | 2.0kW       | FH        | R       | C        | N/A       | H620xW520xD231  | ABRS/BRS/BLK/CHR | 2 Yr     | E           | 55       |
| Dimplex Optiflame Glow        | Ellister               | ELL20CH        | 2.0kW       | FH        | R       | C/CR/L/P | N/A       | H613xW517xD195  | CHR              | 2 Yr     | E           | 55       |
| Dimplex Optimyst Blaze        | Flagstaff              | FLG20          | 2.0kW       | FH        | R       | C        | N/A       | H614xW463xD196  | BLK&CHR          | 1 Yr     | E           | 56       |
| Dimplex Optimyst Blaze        | Penngrove              | PNN20          | 2.0kW       | FH        | R       | C        | N/A       | H625xW486xD207  | CHR              | 1 Yr     | E           | 56       |
| Dimplex Optimyst Blaze        | Pomona                 | POM20          | 2.0kW       | FH        | R       | C        | N/A       | H614xW463xD196  | BLK/CHR          | 1 Yr     | E           | 56       |
| Dimplex Optimyst Glow         | Sacramento             | SCR20          | 2.0kW       | FH        | R       | C        | N/A       | H620xW520xD220  | CHR              | 2 Yr     | E           | 57       |
| Dimplex Optimyst Glow         | Skeldon                | SKL20CH        | 2.0kW       | FH        | R       | C/CR/L/P | N/A       | H613xW517xD205  | BLK&CHR          | 2 Yr     | E           | 57       |
| Dimplex Optiflame3D Glow      | Braemar                | BMR20BR3D      | 2.0kW       | FH        | R       | C/CR/L   | N/A       | H613xW517xD185  | ABRS/BRS/CHR     | 2 Yr     | E           | 58       |
| Dimplex Optiflame3D Glow      | Dumfries               | DMF20BR3D      | 2.0kW       | FH        | R       | C/L/CR   | N/A       | H613xW517xD202  | BRS/ABRS/BLK/CHR | 2 Yr     | E           | 60       |
| Dimplex Optiflame3D Glow      | Glencoe                | GLN20BR3D      | 2.0kW       | FH        | R       | C/CR/L/P | N/A       | H635xW517xD218  | BRS              | 2 Yr     | E           | 60       |
| Dimplex Optiflame3D Glow      | Lerwick                | LER20BR3D      | 2.0kW       | FH        | R       | C/CR/L/P | N/A       | H613xW517xD225  | BRS/CHR          | 2 Yr     | E           | 60       |
| Dimplex Optiflame3D Blaze     | Portree                | POR20CH3D      | 2.0kW       | FH        | R       | C/CR/L/P | N/A       | H613xW517xD195  | CHR              | 1 Yr     | E           | 60       |
| Dimplex Optiflame3D Glow      | Skeldon                | SKL20CH3D      | 2.0kW       | FH        | R       | C/CR/L/P | N/A       | H613xW517xD205  | BLK&CHR          | 2 Yr     | E           | 61       |
| Dimplex Optiflame3D Glow      | Torridon               | TRR20BN3D      | 2.0kW       | FH        | R       | C/CR/L/P | N/A       | H613xW517xD210  | BNL/CHR          | 2 Yr     | E           | 61       |

# Fires Index

| Manufacturer            | Product Name            | Cat No.          | Heat Output | Heat Type | Control | Fuel Bed | Flue Req. | Dimensions (mm) | Colour Options | Warranty | Fuel Source | Page No. |
|-------------------------|-------------------------|------------------|-------------|-----------|---------|----------|-----------|-----------------|----------------|----------|-------------|----------|
| <b>Electric Suites</b>  |                         |                  |             |           |         |          |           |                 |                |          |             |          |
| Aura                    | Clifton 1000 FS Suite   | AUFSCCLIF1000TUW | 1.5kW       | FH        | R       | L        | N/A       | H850xW1420xD320 | SIWHT/TUWHT    | 2 Yr     | E           | 62       |
| Aura                    | Clifton 1000 WM Suite   | AUWMLCLIF1000SIW | 1.5kW       | FH        | R       | L        | N/A       | H725xW1470xD320 | SIWHT/TUWHT    | 2 Yr     | E           | 62       |
| Aura                    | Elmdon 850 FS Suite     | AUFSELM850TUW    | 1.5kW       | FH        | R       | L        | N/A       | H850xW1370xD320 | SIWHT/TUWHT    | 2 Yr     | E           | 63       |
| Aura                    | Elmdon 850 WM Suite     | AUWMLMD850SIW    | 1.5kW       | FH        | R       | L        | N/A       | H725xW1370xD320 | SIWHT/TUWHT    | 2 Yr     | E           | 63       |
| Aura                    | Hanbury 800 FS Suite    | AUFSHANB800TUW   | 1.5kW       | FH        | R       | L        | N/A       | H927xW1370xD406 | SIWHT/TUWHT    | 2 Yr     | E           | 64       |
| Aura                    | Shenstone 1250 FS Suite | AUSSHE1250SIW    | 1.5kW       | FH        | R       | L        | N/A       | H877xW1620xD420 | SIWHT/TUWHT    | 2 Yr     | E           | 64       |
| Dimplex Optimyst Glow   | Alameda Suite           | ALM20E           | 2.0kW       | FH        | R       | L        | N/A       | H895xW1075xD300 | STO            | 2 Yr     | E           | 65       |
| Dimplex Optimyst Glow   | Burnham Suite           | BRN20            | 2.0kW       | FH        | R       | L        | N/A       | H870xW920xD310  | DW/BLK         | 2 Yr     | E           | 65       |
| Dimplex Optimyst Glow   | Cavalli Suite           | CVA20            | 2.0kW       | FH        | R       | L        | N/A       | H911xW1140xD300 | WHT            | 2 Yr     | E           | 65       |
| Dimplex Optiflame Blaze | Chadwick Suite          | CDW15XHD         | 1.5kW       | FH        | R       | L        | N/A       | H915xW933xD297  | STO            | 1 Yr     | E           | 66       |
| Dimplex Optiflame Blaze | Mini Mozart Suite       | MMZ15E           | 1.5kW       | FH        | R       | L        | N/A       | H750xW700xD260  | CRM            | 1 Yr     | E           | 66       |
| Dimplex Optiflame Blaze | Mozart Suite            | MZT20E           | 2.0kW       | FH        | R       | L        | N/A       | H857xW920xD375  | CRM/BLK        | 1 Yr     | E           | 66       |
| Dimplex Optimyst Glow   | Optimyst Suite          | RTOPCS20         | 2.0kW       | FH        | R       | L        | N/A       | H864xW920xD316  | WW             | 2 Yr     | E           | 67       |
| Dimplex Optimyst Glow   | Talia Suite             | TAL20            | 2.0kW       | FH        | R       | L        | N/A       | H815xW1320xD380 | WHT/BLK        | 2 Yr     | E           | 67       |

| Manufacturer               | Product Name | Cat No.        | Heat Output | Heat Type | Control | Fuel Bed | Flue Req. | Dimensions (mm) | Colour Options | Warranty | Fuel Source | Page No. |
|----------------------------|--------------|----------------|-------------|-----------|---------|----------|-----------|-----------------|----------------|----------|-------------|----------|
| <b>Electric Stoves</b>     |              |                |             |           |         |          |           |                 |                |          |             |          |
| Aura                       | Dodford      | AUSTDODFORDBLK | 2.0kW       | FH        | R       | L        | N/A       | H679xW400xD355  | BLK            | 2 Yr     | E           | 69       |
| Aura                       | Finstall     | AUSTFINSTALBLK | 1.5kW       | FH        | R       | L        | N/A       | H1013xW492xD341 | BLK            | 2 Yr     | E           | 69       |
| Dimplex Optimyst Glow      | Auberry      | AUB20          | 2.0kW       | FH        | R       | L        | N/A       | H620xW480xD300  | WHT            | 2 Yr     | E           | 69       |
| Dimplex Optiflame Blaze    | Bari         | BAR20          | 2.0kW       | FH        | R       | L        | N/A       | H550xW440xD315  | MATB           | 1 Yr     | E           | 70       |
| Dimplex Optimyst Blaze     | Bayport      | BYP20          | 2.0kW       | FH        | R       | L        | N/A       | H580xW440xD280  | BLK            | 1 Yr     | E           | 70       |
| Dimplex Optimyst Glow      | Beckley      | BEC20          | 2.0kW       | FH        | R       | L        | N/A       | H660xW620xD390  | BLK            | 2 Yr     | E           | 70       |
| Dimplex Optiflame Blaze    | Brayford     | BFD20BRG       | 2.0kW       | FH        | R       | L        | N/A       | H550xW440xD315  | BRG/PBL/SLT    | 1 Yr     | E           | 71       |
| Dimplex Optimyst Glow      | Burgate      | BRG20          | 2.0kW       | FH        | R       | L        | N/A       | H660xW620xD390  | BLK            | 2 Yr     | E           | 71       |
| Dimplex Optiflame Blaze    | Courchevel   | CHL20E         | 2.0kW       | FH        | R       | L        | N/A       | H557xW510xD340  | WHT            | 1 Yr     | E           | 72       |
| Dimplex Optimyst Glow      | Fortrose     | FOR20          | 2.0kW       | FH        | R       | L        | N/A       | H660xW620xD390  | BLK            | 2 Yr     | E           | 72       |
| Dimplex Optiflame Blaze    | Fullerton    | FLN20          | 2.0kW       | FH        | R       | L/C      | N/A       | H660xW620xD390  | CRM            | 1 Yr     | E           | 72       |
| Dimplex Optimyst Glow      | Gosford      | GOS20          | 2.0kW       | FH        | R       | L        | N/A       | H620xW480xD300  | BLK            | 2 Yr     | E           | 73       |
| Dimplex Optiflame3D Studio | Laverton     | LVT203D        | 2.0kW       | FH        | R       | CR/L/VR  | N/A       | H680xW444xD335  | BLK            | 2 Yr     | E           | 73       |
| Dimplex Optiflame Blaze    | Leckford     | LEC20          | 2.0kW       | FH        | R       | L/C      | N/A       | H660xW620xD390  | BLK            | 1 Yr     | E           | 73       |
| Dimplex Optiflame Blaze    | Lucia        | LUC20          | 2.0kW       | FH        | R       | L        | N/A       | H597xW508xD344  | MATB           | 1 Yr     | E           | 74       |
| Dimplex Optimyst Glow      | Meribel      | MRB20          | 2.0kW       | FH        | R       | L        | N/A       | H660xW620xD390  | CRM            | 2 Yr     | E           | 74       |
| Dimplex Optimyst Glow      | Oakhurst     | OKT20          | 2.0kW       | FH        | R       | L        | N/A       | H620xW480xD300  | BLK            | 2 Yr     | E           | 74       |
| Dimplex Opti-V Studio      | Sunningdale  | SNG20          | 2.0kW       | FH        | R/V     | L        | N/A       | H660xW630xD440  | ANT            | 2 Yr     | E           | 75       |
| Dimplex Optiflame Blaze    | Tango        | TNG20E         | 2.0kW       | FH        | R       | C        | N/A       | H547xW440xD295  | BLK            | 1 Yr     | E           | 75       |
| Dimplex Optimyst Blaze     | Willowbrook  | WLL20          | 2.0kW       | FH        | R       | L        | N/A       | H582xW440xD305  | BLK            | 1Yr      | E           | 75       |

| Fires Index    |                |        |                |                 |            |                  |               | Abbreviations           |                         |                   |                     |
|----------------|----------------|--------|----------------|-----------------|------------|------------------|---------------|-------------------------|-------------------------|-------------------|---------------------|
| Key            | Colour         | Key    | Colour         | Key             | Controls   | Key              | Fuel Bed      | Key                     | Fuel Source / Heat Type | Key               | Requirements        |
| Colour Options |                |        |                | Control Options |            | Fuel Bed Options |               | Fuel Source / Heat Type |                         | Flue Requirements |                     |
| ABRS           | Antique Brass  | MAR    | Marble         | E               | Easy Flame | C                | Coals         | E                       | Electric                | BBC               | Brick Built Chimney |
| ANT            | Anthracite     | MATB   | Matt Black     | M               | Manual     | DW               | Driftwood     | FH                      | Fan Heater              | BF                | Balanced Flue       |
| BLK            | Black          | OAK    | Oak            | R               | Remote     | F                | Flames        | LPG                     | Liquefied Petroleum Gas | PCF               | Pre Cast Flue       |
| BNL            | Black Nickel   | OLV    | Olive          | S               | Slide      | L                | Logs          | NG                      | Natural Gas             | PF                | Prefabricated Flue  |
| BRG            | Burgundy       | PBL    | Pebble         | V               | Volume     | LCD              | LCD Screen    |                         |                         |                   |                     |
| BRN            | Brown          | PGLD   | Pale Gold      |                 |            | L&LED            | LED Log Bed   |                         |                         |                   |                     |
| BRS            | Brass          | PEW    | Pewter         |                 |            | P                | Pebbles       |                         |                         |                   |                     |
| BRZ            | Bronze         | SATCHR | Satin Chrome   |                 |            | R                | Radiant       |                         |                         |                   |                     |
| BRCR           | Brushed Chrome | SATSLV | Satin Silver   |                 |            | WP               | White Pebbles |                         |                         |                   |                     |
| CHA            | Champagne      | SIWHT  | Sienna/White   |                 |            | CR               | Crystals      |                         |                         |                   |                     |
| CHR            | Chrome         | SLT    | Slate          |                 |            | AD               | Ash Dust      |                         |                         |                   |                     |
| CRM            | Cream          | SLV    | Silver         |                 |            | VR               | Vermiculite   |                         |                         |                   |                     |
| DMAR           | Dark Marble    | STO    | Stone          |                 |            |                  |               |                         |                         |                   |                     |
| DW             | Dove White     | TEA    | Teak           |                 |            |                  |               |                         |                         |                   |                     |
| GLD            | Gold           | WHT    | White          |                 |            |                  |               |                         |                         |                   |                     |
| GRA            | Graphite       | TUWHT  | Tungsten/White |                 |            |                  |               |                         |                         |                   |                     |
| GRA            | Graphite       | MATWH  | Matt White     |                 |            |                  |               |                         |                         |                   |                     |
| MAH            | Mahogany       | WW     | Warm White     |                 |            |                  |               |                         |                         |                   |                     |

## NOTES

A series of horizontal dotted lines for taking notes.



## NOTES

A large area of the page is filled with horizontal dotted lines, providing a space for handwritten notes.

# STEARN

*Additional Heating Solutions*



## Our **Heating** range includes:

- Convector Heaters
- Halogen Heaters
- Patio Heaters
- Radiant Heaters
- Tubular Heaters
- Downflow Heaters
- Multi Purpose Heaters
- Panel Heaters
- Towel Rails
- Storage Heaters
- Fan Heaters
- Oil Filled Radiators
- Plinth Heaters
- Towel Warmers
- Underfloor Heating

Also available, a full selection of **Commercial Heating Solutions!**

**We supply a large range of leading brands such as:**

 **CONSORT  
CLAUDGEN**

 **Creda**

 **DeLonghi**

 **Dimplex**

 **kudox**

 **MYSON**

 **PIFCO**

 **Sunhouse**

 **TANSUN**

- Next Day Delivery
- Ex-stock on Key Brands
- No Minimum Order
- Best Prices
- Knowledgeable Staff
- 13 UK Locations

# STEARN

The Fires Specialist

## GLASGOW

Unit 2 Jubilee Court, Montrose Avenue,  
Hillington Park, Glasgow G52 4LB  
TEL: 0141 810 4000  
FAX: 0141 810 4010  
e-mail: glasgow@stearn.co.uk

## MANCHESTER

Unit 4, Coronet Way  
Centenary Park  
Salford M50 1RE  
TEL: 0161 707 5151  
FAX 1: 0161 707 6644  
FAX 2: 0161 707 1882  
e-mail: manchester@stearn.co.uk

## LIVERPOOL

Unit 1, Olympic Way  
(Off Park Lane)  
Sefton Business Park  
Bootle, Merseyside L30 1RD  
TEL: 0151 525 6525  
FAX: 0151 525 6526  
e-mail: liverpool@stearn.co.uk

## WEST MIDLANDS

Unit 3, Parkway  
Leabrook Road North  
Wednesbury  
West Midlands WS10 7WJ  
TEL: 0121 530 5550  
FAX: 0121 530 5551  
e-mail: west.midlands@stearn.co.uk

## BRISTOL

Tower Lane  
Warmley  
Bristol BS30 8XT  
TEL: 0117 961 4291  
FAX: 0117 960 5182  
e-mail: bristol@stearn.co.uk

## EXETER

Unit 4, Westwoods  
Alphinbrook Road  
Marsh Barton Trading Estate  
Exeter EX2 8QF  
TEL: 01392 411330  
FAX: 01392 412841  
e-mail: exeter@stearn.co.uk

## SOUTHAMPTON

Unit 8  
Waterloo Industrial Estate  
Hedge End  
Southampton SO30 2QT  
TEL: 01489 797770  
FAX: 01489 797370  
e-mail: southampton@stearn.co.uk

## LONDON SOUTH

Main Road  
St. Paul's Cray  
Orpington  
BR5 3HP  
TEL: 01689 877772  
FAX: 01689 832128  
e-mail: london.south@stearn.co.uk

## NEWCASTLE

Unit 2 & 3, Queensway Court  
Queensway North, TVTE  
Gateshead NE11 0NX  
TEL: 0191 482 5151  
FAX: 0191 482 3923  
e-mail: newcastle@stearn.co.uk

## LEEDS

Unit 1, Wakefield Road  
Gildersome  
Leeds LS27 7HJ  
TEL: 0113 281 0999  
FAX: 0113 281 0998  
e-mail: leeds@stearn.co.uk

## NOTTINGHAM

Parkway House, Glaisdale Parkway  
Glaisdale Industrial Estate  
Bilborough  
Nottingham NG8 4GP  
TEL: 0115 928 7508  
FAX: 0115 928 9018  
e-mail: nottingham@stearn.co.uk

## LEIGHTON BUZZARD

Chiltern Trading Estate  
Grovebury Road  
Leighton Buzzard  
LU7 4TU  
TEL: 01525 376798  
FAX: 01525 623014  
e-mail: leighton\_buzzard@stearn.co.uk

## LONDON NORTH

Unit 3, The Arena  
Mollison Avenue  
Enfield EN3 7NL  
TEL: 020 8344 9580  
FAX: 020 8805 2706  
e-mail: london.north@stearn.co.uk



Contact your local **STEARN** today!

The Fires Specialist

DISTRIBUTED BY



Scan the code above to  
access our current  
publications



Scan the code above to  
download the Fires Guide